



# QUARTERLY TREND STATISTICS

## Q2-2020

IDEA Secretariat: Laura Baronchelli  
Via Console Flaminio, 19  
I-20134 Milan  
Italy  
Phone +39 02 210 111 251  
Fax +39 02 210 111 222  
[segreteria@ideaelectronics.com](mailto:segreteria@ideaelectronics.com)  
<http://www.ideaelectronics.com/>



in  
association  
with


International  
Distribution of  
Electronics  
Association



## TABLE OF CONTENTS

Page		Country	Currency
4	• Introduction		
5	• Quarterly Semiconductor Billings Trend	France, UK & Eire, Italy, Nordic, Germany, Switzerland and Austria	€
5	• Quarterly Passive Components Billings Trend	France, UK & Eire, Italy, Nordic, Germany, Switzerland and Austria	€
6	• Quarterly Electromechanical & Other Component Billings Trend	France, UK & Eire, Italy, Nordic, Germany, Switzerland and Austria	€
6	• Quarterly Total Electronic Components Billings Trend	France, UK & Eire, Italy, Nordic, Germany, Switzerland and Austria	€
7	• Quarterly Semiconductor Bookings/Billings	France	€
7	• Quarterly Passive Component Bookings/Billings	France	€
8	• Quarterly Electromechanical & Other Component Bookings/Billings	France	€
8	• Quarterly Total Electronic Component Bookings/Billings	France	€
9	• Quarterly Semiconductor Bookings/Billings (with PC market identified)	UK & Eire	£
9	• Quarterly Passive Component Bookings/Billings	UK & Eire	£
10	• Quarterly Electromechanical & Other Component Bookings/Billings	UK & Eire	£
10	• Quarterly Total Electronic Component Bookings/Billings	UK & Eire	£
11	• Quarterly Semiconductor Bookings/Billings	Italy	€
11	• Quarterly Passive Component Bookings/Billings	Italy	€
12	• Quarterly Electromechanical & Other Component Bookings/Billings	Italy	€
12	• Quarterly Total Electronic Component Bookings/Billings	Italy	€
13	• Quarterly Semiconductor Bookings/Billings	Nordic	€
13	• Quarterly Passive Component Bookings/Billings	Nordic	€
14	• Quarterly Electromechanical & Other Component Bookings/Billings	Nordic	€
14	• Quarterly Total Electronic Component Bookings/Billings	Nordic	€
15	• Quarterly Semiconductor Bookings/Billings	Germany	€
15	• Quarterly Passive Component Bookings/Billings	Germany	€
16	• Quarterly Electromechanical & Other Component Bookings/Billings	Germany	€
16	• Quarterly Total Electronic Component Bookings/Billings	Germany	€
17	• Quarterly Semiconductor Bookings/Billings	Switzerland	€
17	• Quarterly Passive Component Bookings/Billings	Switzerland	€
18	• Quarterly Electromechanical & Other Component Bookings/Billings	Switzerland	€
18	• Quarterly Total Electronic Component Bookings/Billings	Switzerland	€
19	• Quarterly Semiconductor Bookings/Billings	Austria	
19	• Quarterly Passive Component Bookings/Billings	Austria	

20	• Quarterly Electromechanical & Other Component Bookings/Billings	Austria	
20	• Quarterly Total Electronic Component Bookings/Billings	Austria	
21	• Quarterly Semiconductor Bookings/Billings	France, UK & Eire, Italy, Nordic, Germany, Switzerland and Austria	€
21	• Quarterly Passive Component Bookings/Billings	France, UK & Eire, Italy, Nordic, Germany, Switzerland and Austria	€
22	• Quarterly Electromechanical & Other Component Bookings/Billings	France, UK & Eire, Italy, Nordic, Germany, Switzerland and Austria	€
22	• Quarterly Total Electronic Component Bookings/Billings	France, UK & Eire, Italy, Nordic, Germany, Switzerland and Austria	€
23	• Quarterly Semiconductor Bookings/Billings	France, UK & Eire, Italy, Nordic, Germany, Switzerland and Austria	US\$
23	• Quarterly Passive Component Bookings/Billings	France, UK & Eire, Italy, Nordic, Germany, Switzerland and Austria	US\$
24	• Quarterly Electromechanical & Other Component Bookings/Billings	France, UK & Eire, Italy, Nordic, Germany, Switzerland and Austria	US\$
24	• Quarterly Total Electronic Component Bookings/Billings	France, UK & Eire, Italy, Nordic, Germany, Switzerland and Austria	US\$



International  
Distribution of  
Electronics  
Association

## CONSOLIDATED QUARTERLY TREND STATISTICS 2017-2019 UK, FRANCE, ITALY, NORDIC and GERMANY

PERIOD: Q2 – 2020 ISSUED: 7th August 2020

### Introduction

The International Distribution of Electronics Association is committed to improving communication between member countries and the attached package of statistical data covering Italy, France, UK, Nordic, Germany, Switzerland and Austria. Switzerland and Austrian data has been included from Q3 2015 and has been historically back dated to Q1 2012. This comprises regular quarterly trend information in the same format.

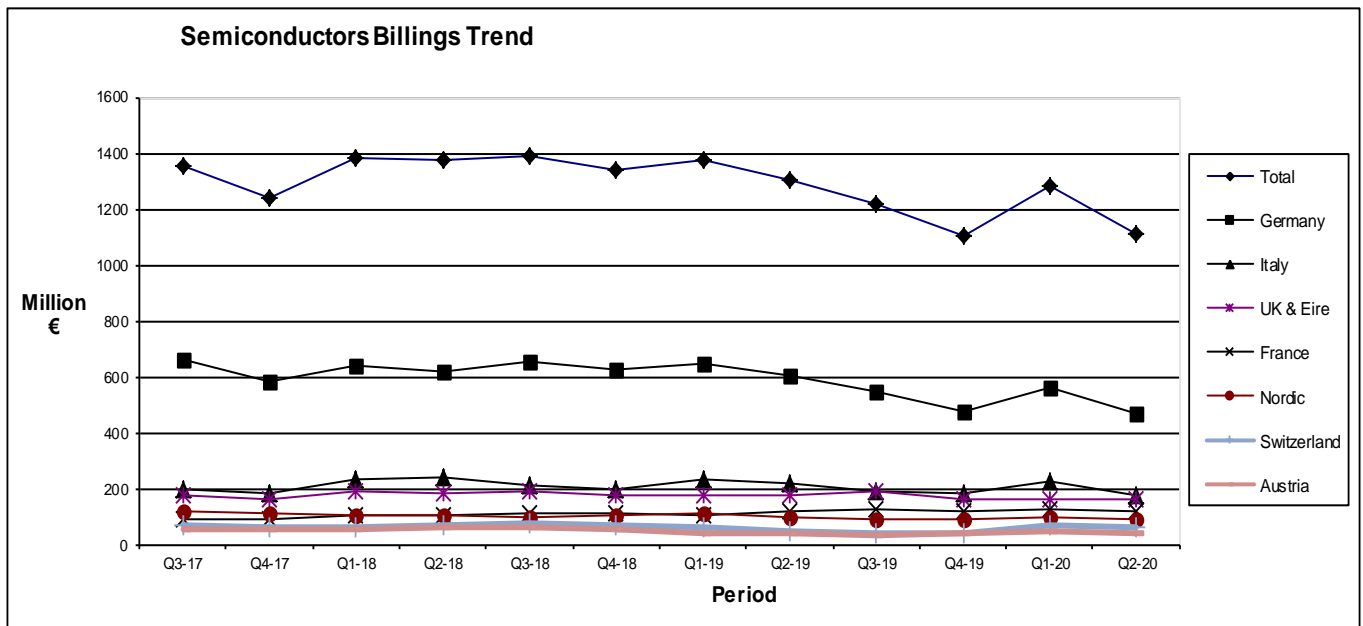
The consolidation has been carried out by *ecsn* (afdec) in the UK and any queries should be addressed to:-

Graham Waite  
Telephone: 44 (0) 1763 274748  
Email: enquiries@ecsn-uk.org

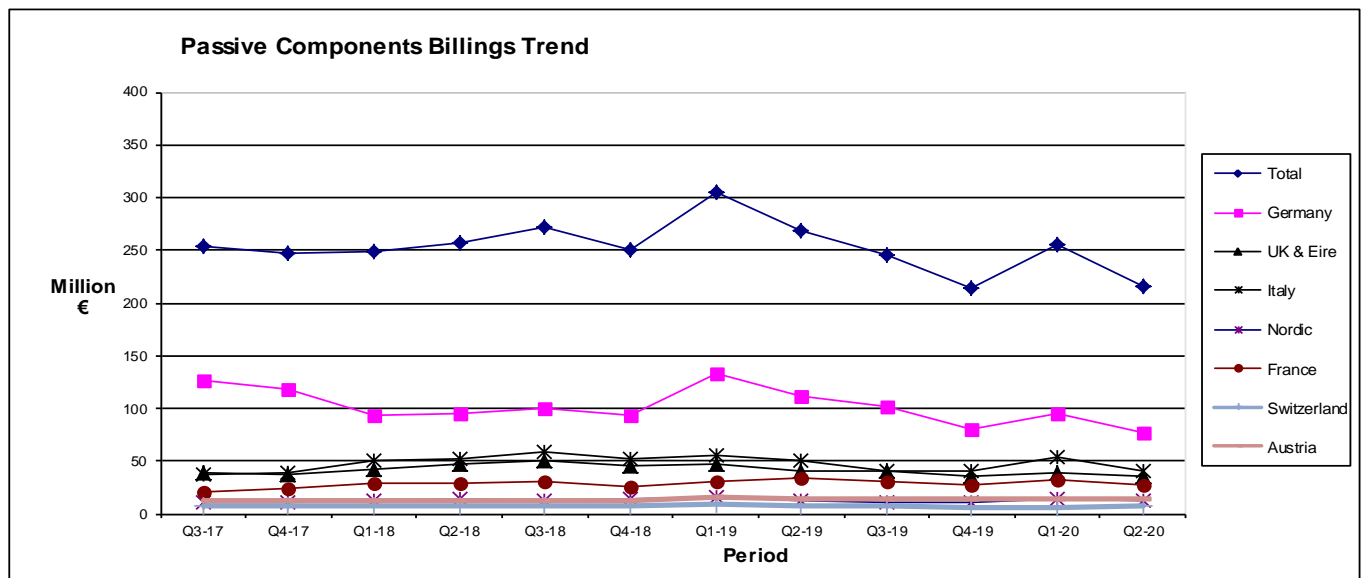
The trend statistics include data compiled by SPDEI (France), ASSODEL (Italy), *ecsn* (UK/Eire & NORDIC) and FBDI (Germany). The numbers shown represent the **actual** sales by member companies so reflect an accurate trend. It should be noted that revisions have been made to the UK, Nordic and Italian data to reflect changes to contributors inputs.

COUNTRY	Association	Approx. DTAM 2019 (Distribution Total Available Market)	Summation of Association Members Returns 2019	Approx. Share of DTAM (Distribution Total Available Market) represented by Association's Members 2019
France	SPDEI	€958 Mill	€728 Mill	76%
UK & Eire	<i>ecsn</i> /afdec	€1561 Mill	€1280 Mill	82%
Italy	ASSODEL	€1560 Mill	€1201 Mill	77%
Nordic	<i>ecsn</i> /afdec	€996 Mill	€578 Mill	48%
Germany	FBDI	€4287 Mill	€3344 Mill	78%
Switzerland	FBDI	€536 Mill	€300 Mill	56%
Austria	FBDI	€493 Mill	€301 Mill	61%

**IMPORTANT NOTE:** To ensure that exchange rate variations do not confuse the trend, the exchange rates shown are the average 2019 Local currency/€ conversion rates. The 2019 average rates are: UK Pound/€ 0.8779, Danish Krona/€ 7.4690, Norwegian Krona/€ 9.8515, Swedish Krona/€10.5891. US \$ to € conversions are made at the average 2019 rate of 1.11132(0.8983).

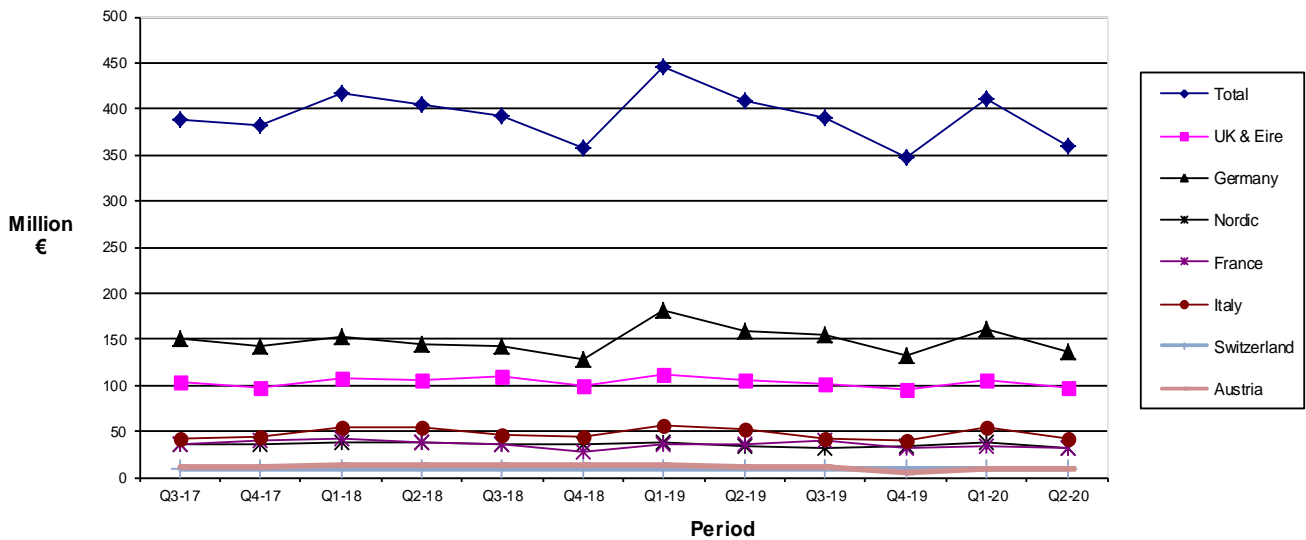


	Q3-17	Q4-17	Q1-18	Q2-18	Q3-18	Q4-18	Q1-19	Q2-19	Q3-19	Q4-19	Q1-20	Q2-20
<b>Total</b>	1352	1242	1382	1372	1389	1339	1373	1304	1216	1102	1283	1108
<b>Germany</b>	659	585	642	620	652	623	650	604	547	476	563	468
<b>Italy</b>	195	184	229	239	208	198	233	220	189	182	224	177
<b>UK &amp; Eire</b>	174	158	192	182	191	178	178	178	186	162	159	158
<b>France</b>	92	91	104	104	109	114	104	117	125	118	125	117
<b>Nordic</b>	116	111	101	104	98	106	109	99	93	89	97	87
<b>Switzerland</b>	64	62	58	65	72	66	59	50	41	40	71	61
<b>Austria</b>	52	52	56	58	59	53	41	36	36	36	46	40



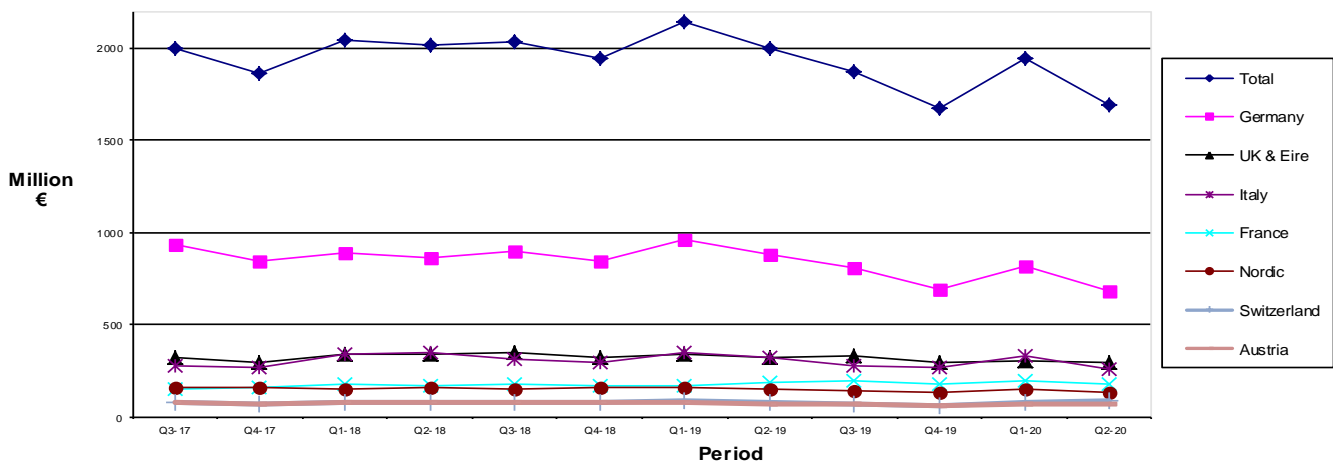
	Q3-17	Q4-17	Q1-18	Q2-18	Q3-18	Q4-18	Q1-19	Q2-19	Q3-19	Q4-19	Q1-20	Q2-20
<b>Total</b>	254	247	249	256	272	251	305	269	246	215	256	216
<b>Germany</b>	126	119	94	95	100	93	132	111	102	80	95	77
<b>UK &amp; Eire</b>	39	37	42	47	50	46	48	41	40	36	39	36
<b>Italy</b>	38	38	51	52	58	52	56	50	41	40	54	41
<b>Nordic</b>	11	12	13	14	13	14	15	13	12	11	13	12
<b>France</b>	21	23	29	29	30	26	30	33	30	27	33	28
<b>Switzerland</b>	7	7	7	7	7	8	9	7	7	6	7	7
<b>Austria</b>	12	12	13	13	13	13	15	14	14	14	15	14

**Electromechanical & Other Components Billings Trend**



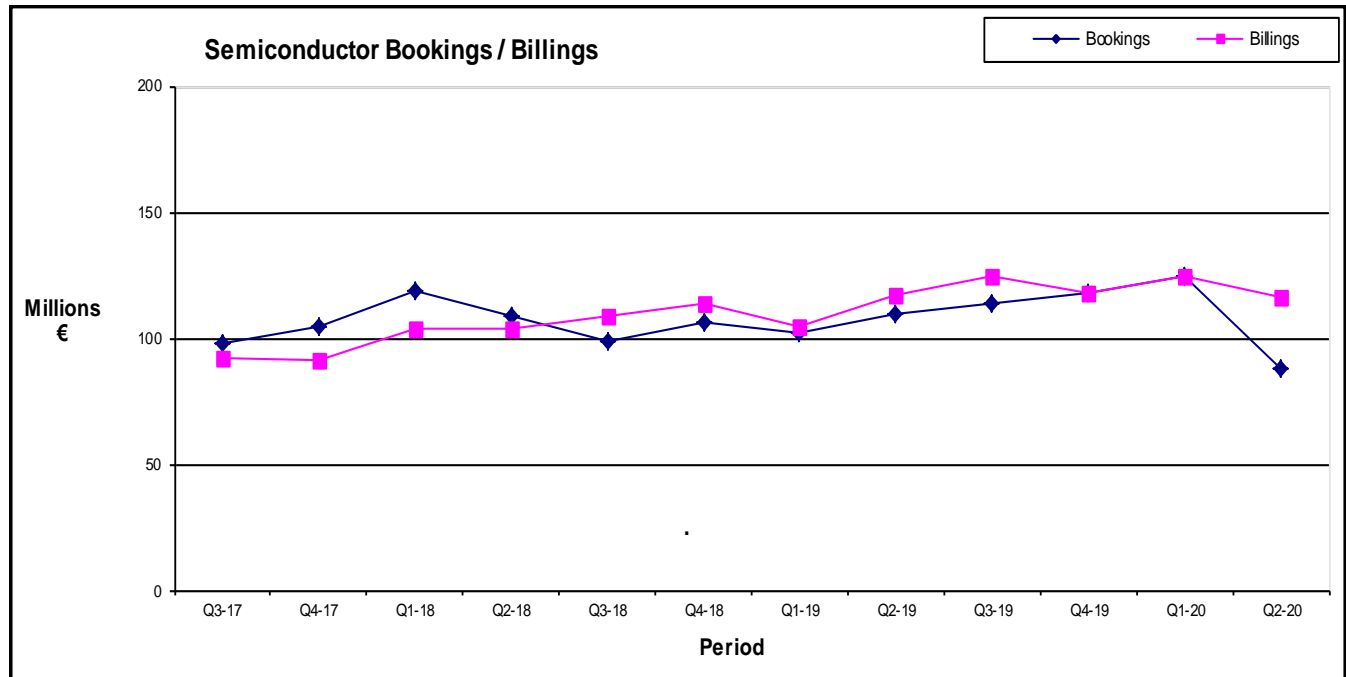
	Q3-17	Q4-17	Q1-18	Q2-18	Q3-18	Q4-18	Q1-19	Q2-19	Q3-19	Q4-19	Q1-20	Q2-20
<b>Total</b>	388	382	417	404	393	358	446	409	390	347	411	359
<b>UK &amp; Eire</b>	103	98	108	106	109	100	112	105	102	95	105	97
<b>Germany</b>	152	141	152	144	143	127	182	160	155	131	161	137
<b>Nordic</b>	35	36	37	38	36	36	37	35	33	33	38	33
<b>France</b>	37	41	41	38	36	27	35	36	39	32	34	32
<b>Italy</b>	42	44	55	55	47	45	57	53	41	40	55	43
<b>Switzerland</b>	9	9	10	10	9	9	10	10	9	9	9	10
<b>Austria</b>	11	12	13	13	13	13	13	11	10	6	10	8

**Total Electronic Components Billings Trend**

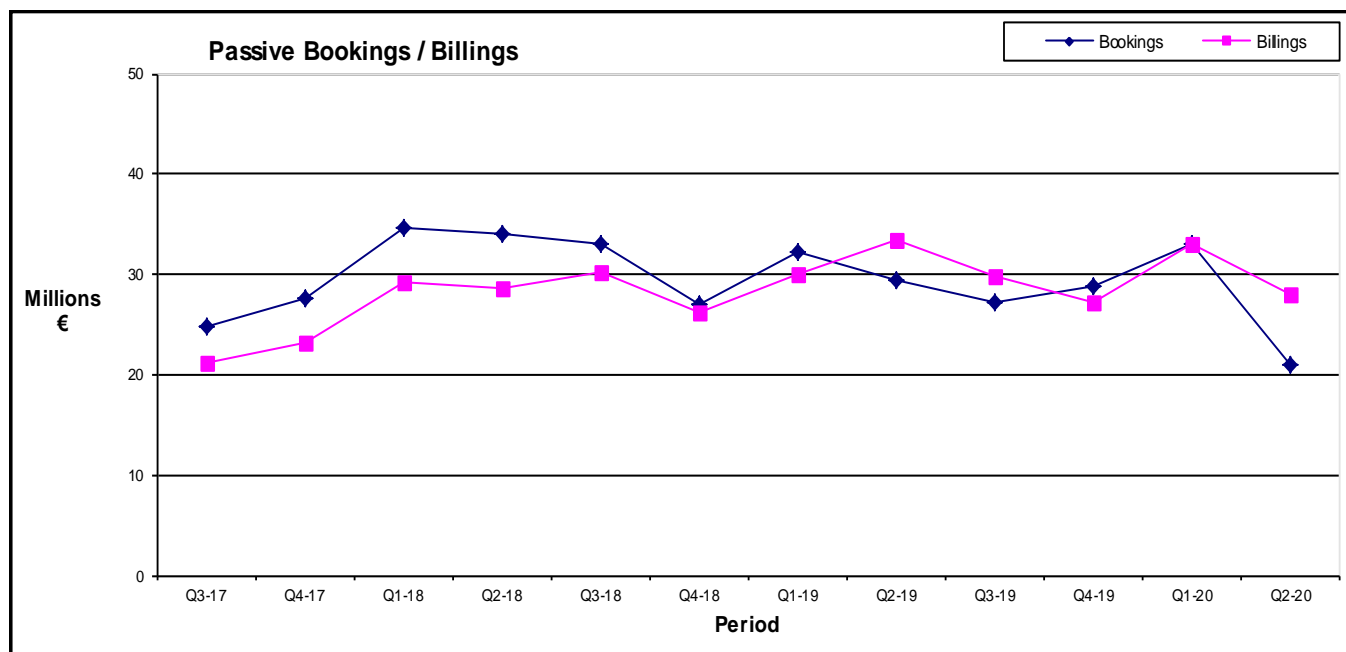


	Q3-17	Q4-17	Q1-18	Q2-18	Q3-18	Q4-18	Q1-19	Q2-19	Q3-19	Q4-19	Q1-20	Q2-20
<b>Total</b>	1993	1861	2045	2018	2037	1944	2142	1997	1868	1673	1940	1689
<b>Germany</b>	937	845	889	858	895	844	964	875	803	687	818	682
<b>UK &amp; Eire</b>	316	293	342	335	350	324	337	323	329	293	303	292
<b>Italy</b>	274	266	334	346	313	294	345	323	271	262	333	261
<b>France</b>	150	155	175	171	176	168	170	187	194	177	192	177
<b>Nordic</b>	161	159	151	156	147	156	161	147	137	134	148	132
<b>Switzerland</b>	80	72	76	75	80	80	86	74	67	60	75	82
<b>Austria</b>	75	71	79	77	77	78	78	68	67	60	71	64

**FRANCE**

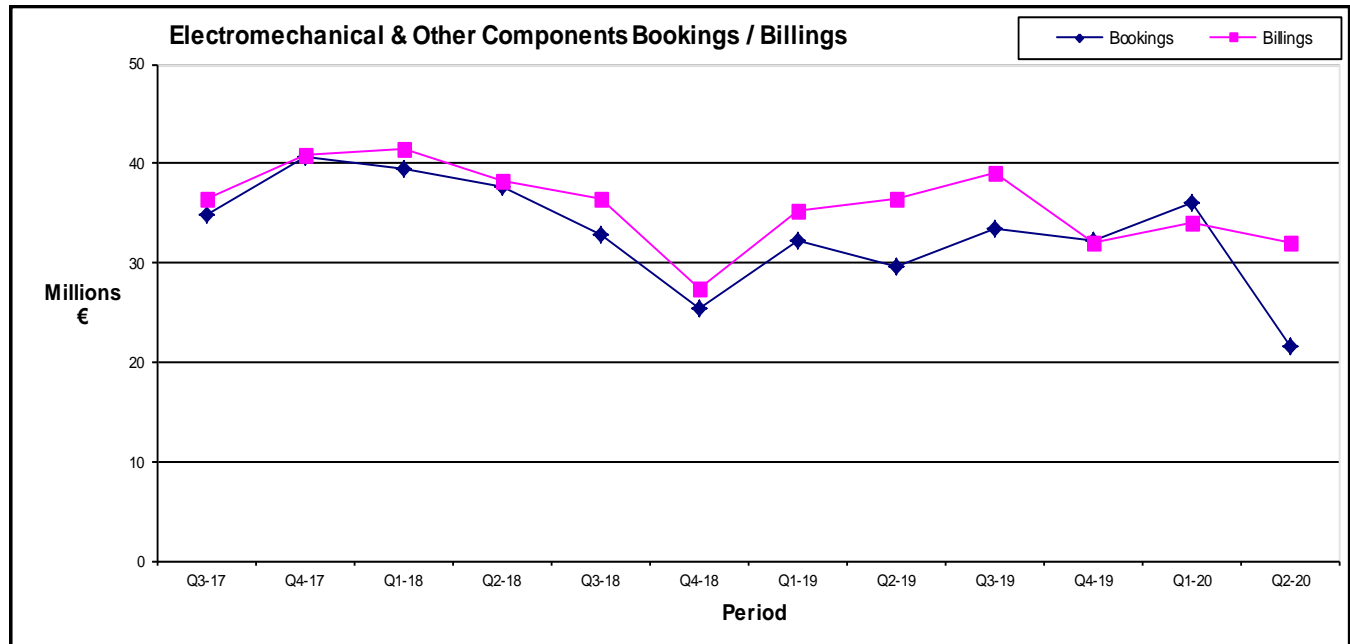


	Q3-17	Q4-17	Q1-18	Q2-18	Q3-18	Q4-18	Q1-19	Q2-19	Q3-19	Q4-19	Q1-20	Q2-20
<b>Bookings</b>	98	105	119	109	99	107	102	110	114	118	125	88
<b>Billings</b>	92	91	104	104	109	114	104	117	125	118	125	117

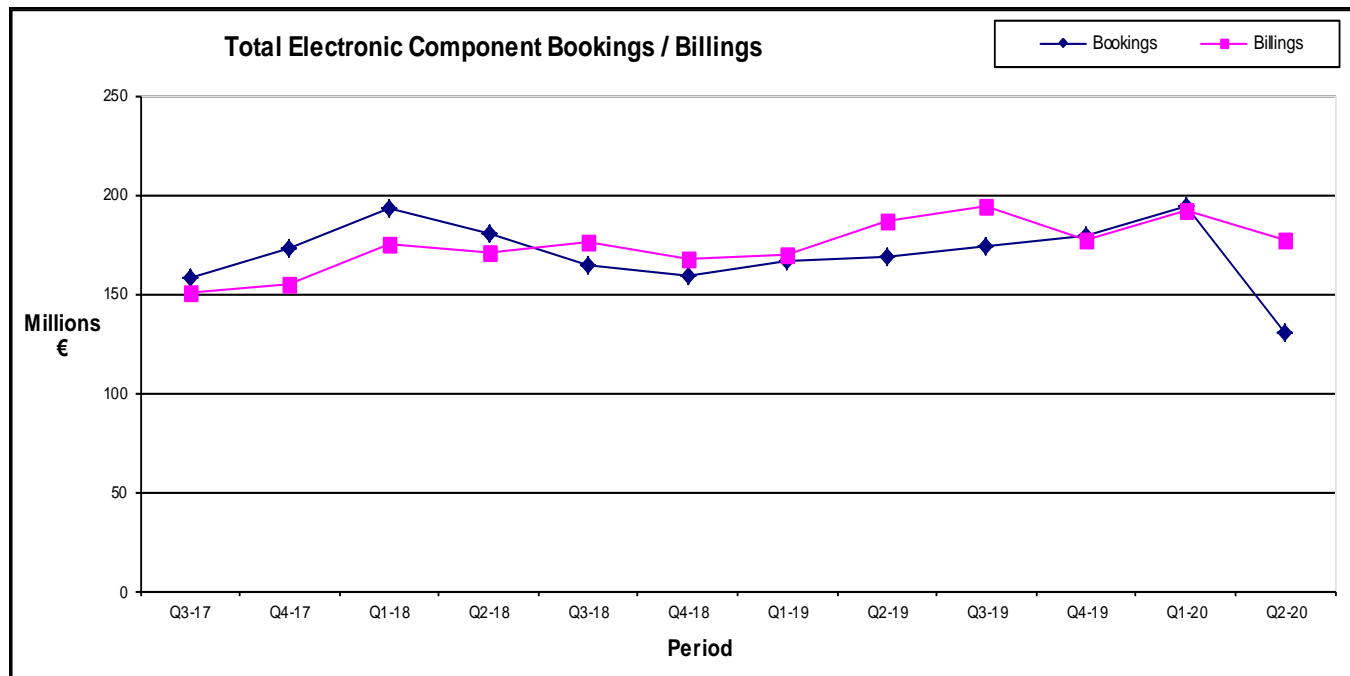


	Q3-17	Q4-17	Q1-18	Q2-18	Q3-18	Q4-18	Q1-19	Q2-19	Q3-19	Q4-19	Q1-20	Q2-20
<b>Bookings</b>	25	28	35	34	33	27	32	29	27	29	33	21
<b>Billings</b>	21	23	29	29	30	26	30	33	30	27	33	28

**FRANCE**



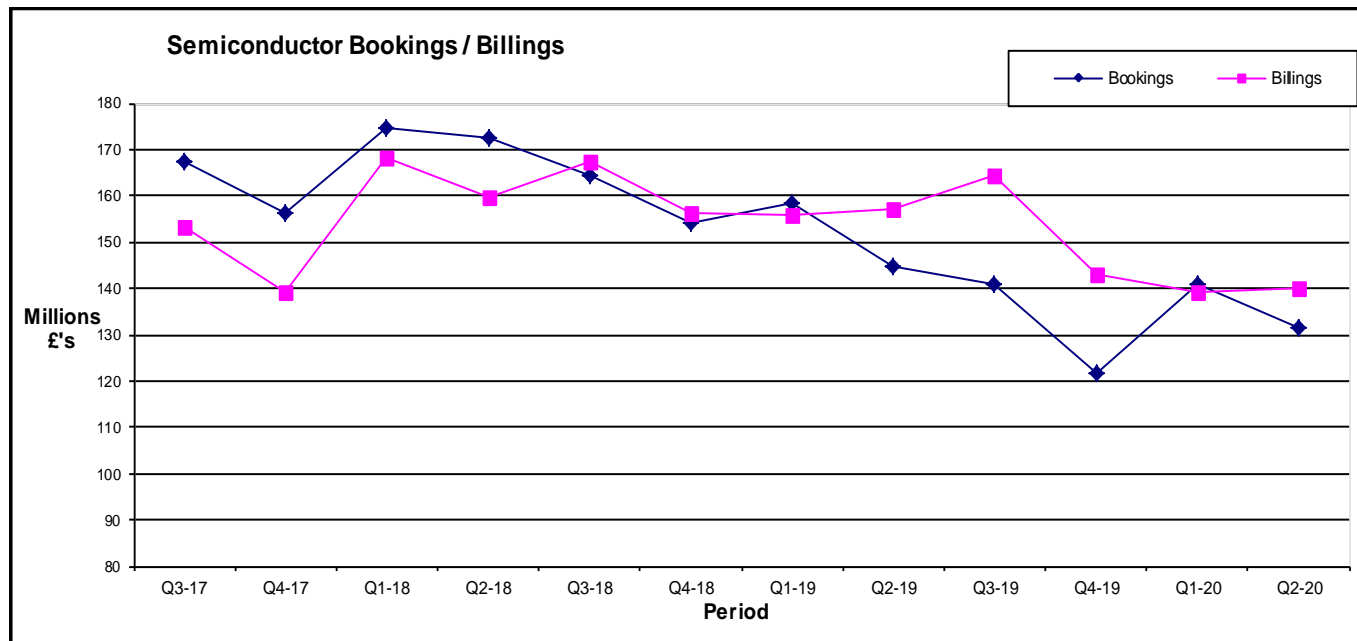
	Q3-17	Q4-17	Q1-18	Q2-18	Q3-18	Q4-18	Q1-19	Q2-19	Q3-19	Q4-19	Q1-20	Q2-20
<b>Bookings</b>	35	41	39	38	33	25	32	30	33	32	36	22
<b>Billings</b>	37	41	41	38	36	27	35	36	39	32	34	32



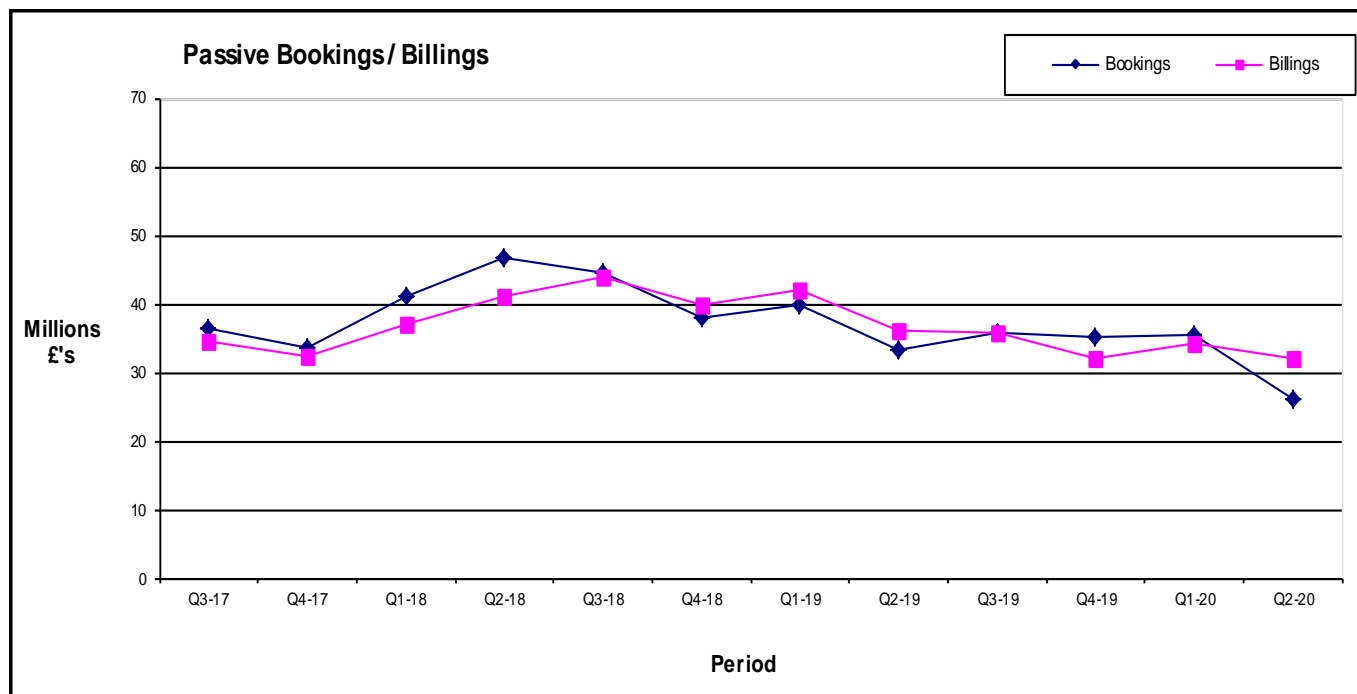
	Q3-17	Q4-17	Q1-18	Q2-18	Q3-18	Q4-18	Q1-19	Q2-19	Q3-19	Q4-19	Q1-20	Q2-20
<b>Bookings</b>	158	173	193	181	165	159	167	169	174	179	194	130
<b>Billings</b>	150	155	175	171	176	168	170	187	194	177	192	177



**UK & Eire**

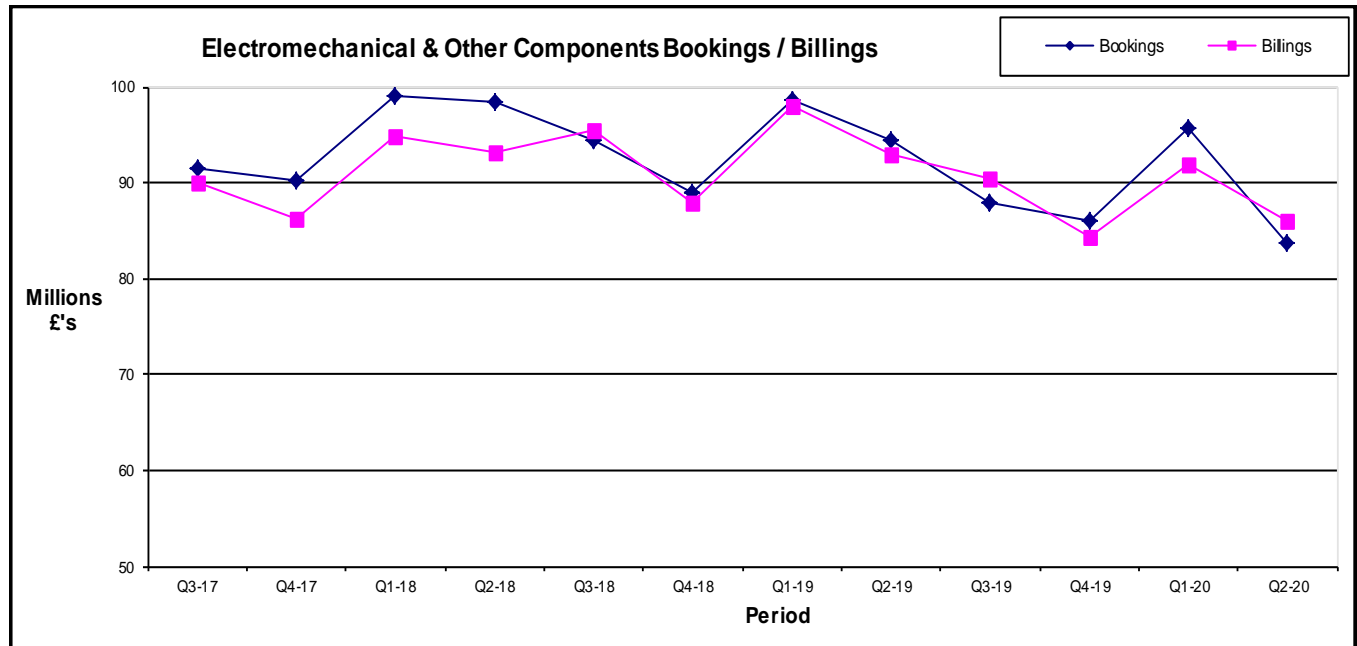


	Q3-17	Q4-17	Q1-18	Q2-18	Q3-18	Q4-18	Q1-19	Q2-19	Q3-19	Q4-19	Q1-20	Q2-20
<b>Bookings</b>	167	156	175	172	164	154	159	145	141	122	141	131
<b>Billings</b>	153	139	168	160	168	156	156	157	164	143	139	140

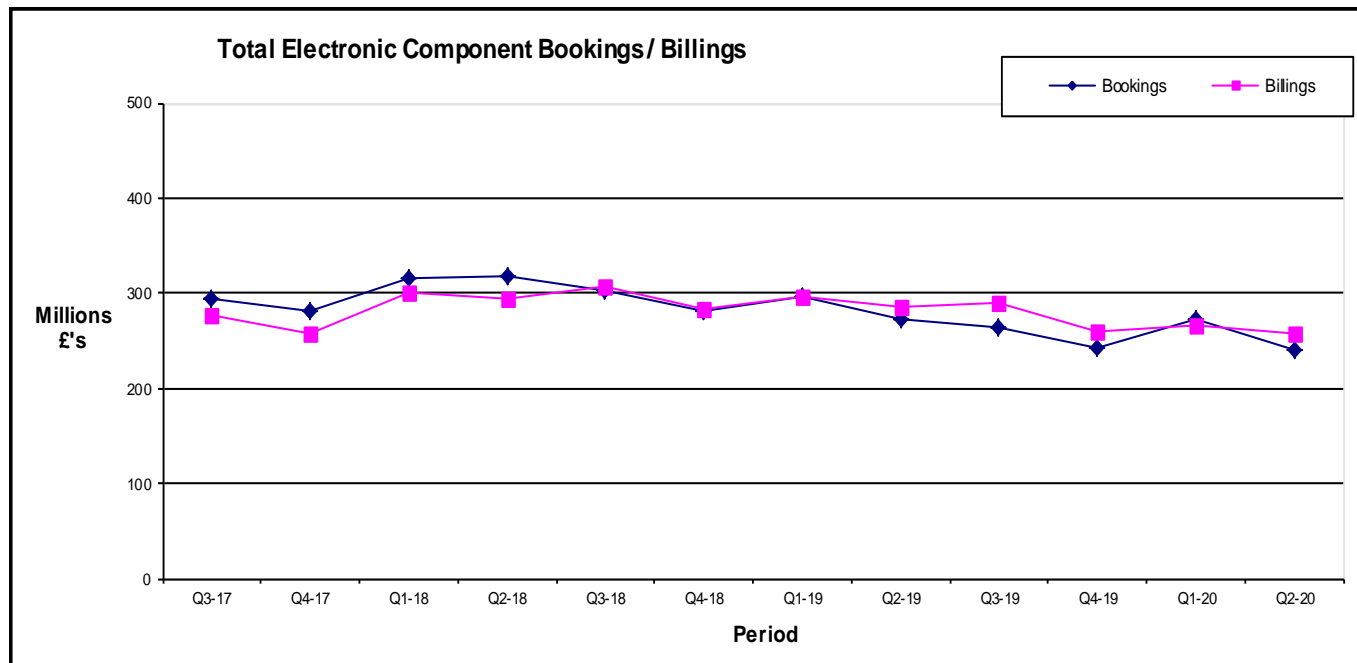


	Q3-17	Q4-17	Q1-18	Q2-18	Q3-18	Q4-18	Q1-19	Q2-19	Q3-19	Q4-19	Q1-20	Q2-20
<b>Bookings</b>	36	34	41	47	45	38	40	33	36	35	36	26
<b>Billings</b>	35	32	37	41	44	40	42	36	36	32	34	32

**UK & Eire**

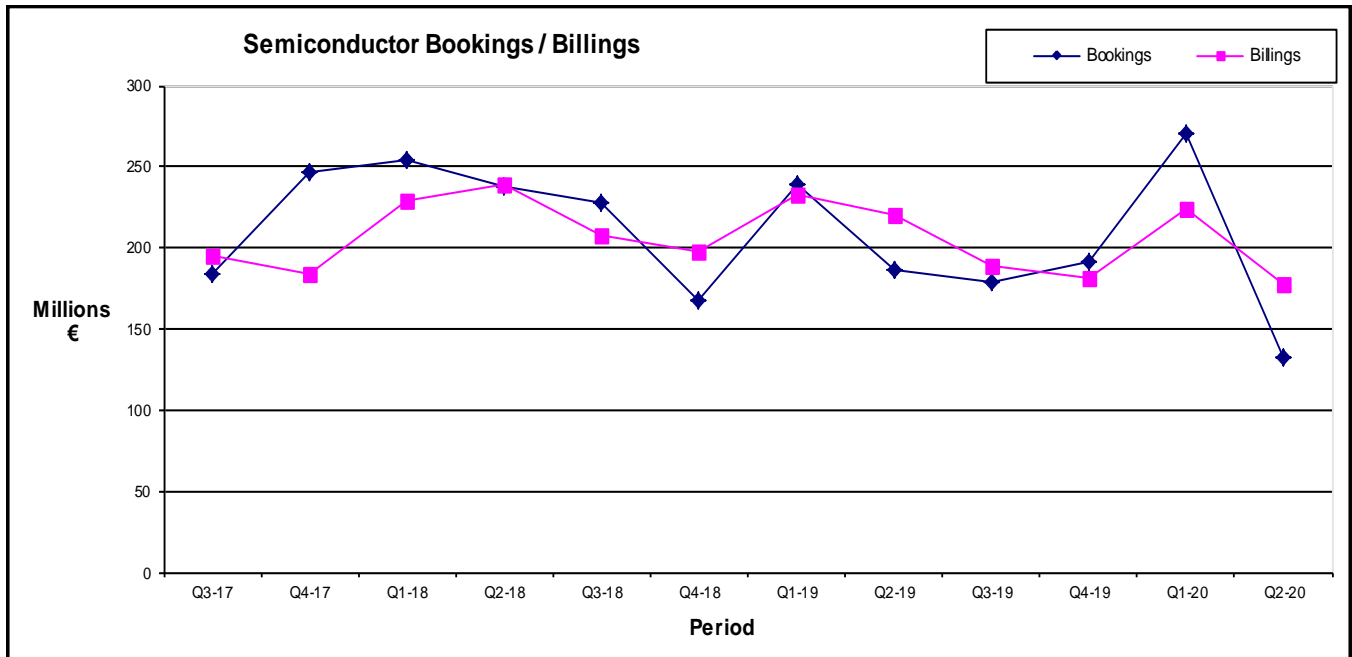


	Q3-17	Q4-17	Q1-18	Q2-18	Q3-18	Q4-18	Q1-19	Q2-19	Q3-19	Q4-19	Q1-20	Q2-20
<b>Bookings</b>	91	90	99	98	94	89	99	94	88	86	96	84
<b>Billings</b>	90	86	95	93	96	88	98	93	90	84	92	86

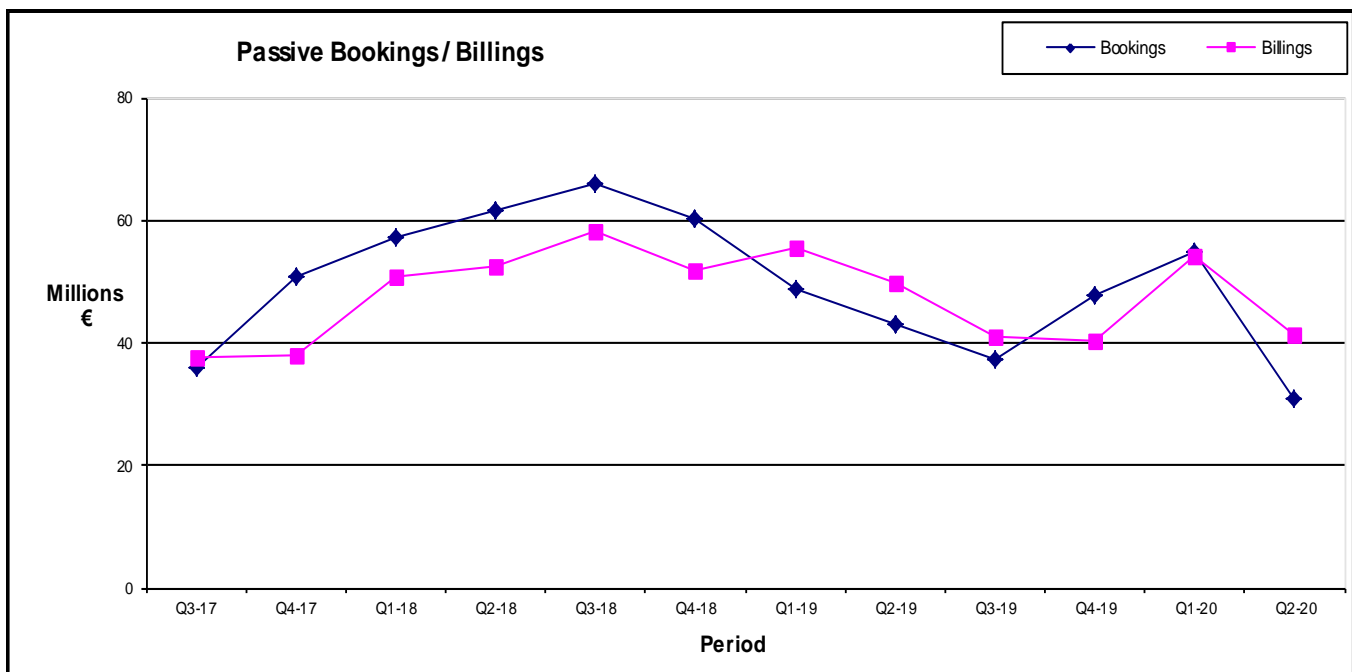


	Q3-17	Q4-17	Q1-18	Q2-18	Q3-18	Q4-18	Q1-19	Q2-19	Q3-19	Q4-19	Q1-20	Q2-20
<b>Bookings</b>	295	280	315	318	304	281	297	272	264	243	272	241
<b>Billings</b>	278	257	300	294	307	284	296	286	291	259	266	258

ITALY

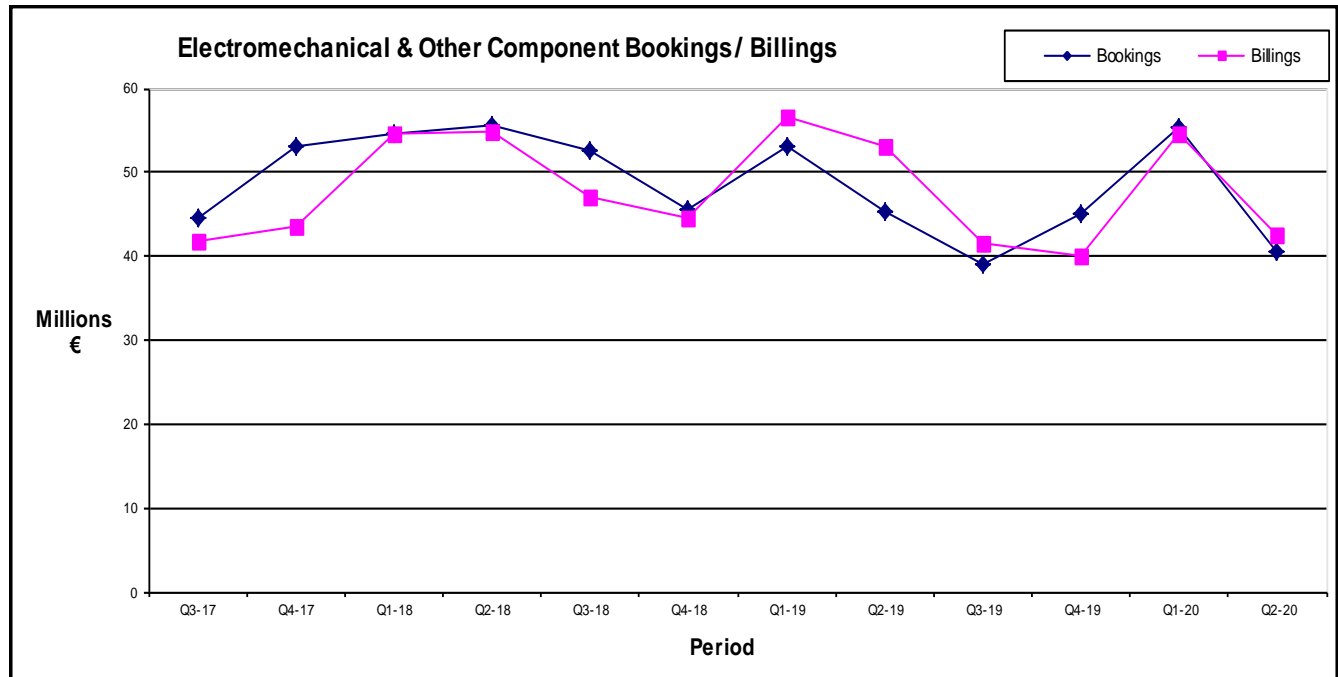


	Q3-17	Q4-17	Q1-18	Q2-18	Q3-18	Q4-18	Q1-19	Q2-19	Q3-19	Q4-19	Q1-20	Q2-20
<b>Bookings</b>	184	247	255	237	227	167	239	186	179	191	270	132
<b>Billings</b>	195	184	229	239	208	198	233	220	189	182	224	177

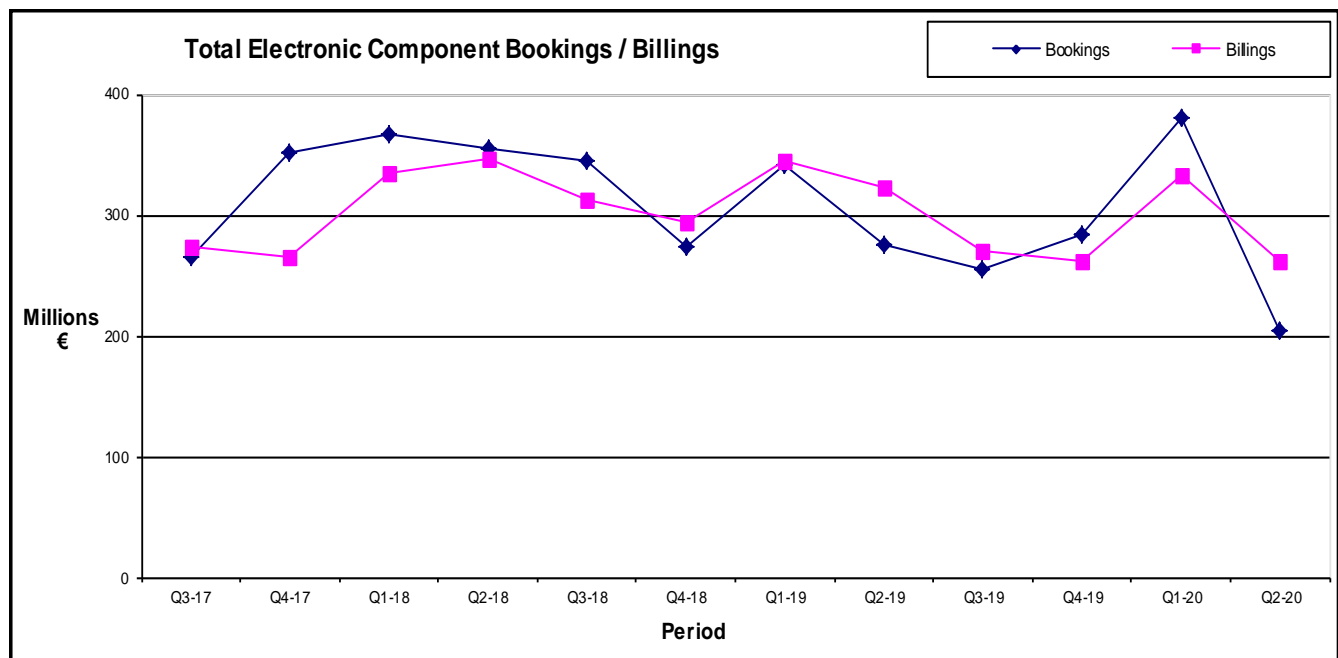


	Q3-17	Q4-17	Q1-18	Q2-18	Q3-18	Q4-18	Q1-19	Q2-19	Q3-19	Q4-19	Q1-20	Q2-20
<b>Bookings</b>	36	51	57	62	66	60	49	43	37	48	55	31
<b>Billings</b>	38	38	51	52	58	52	56	50	41	40	54	41

ITALY

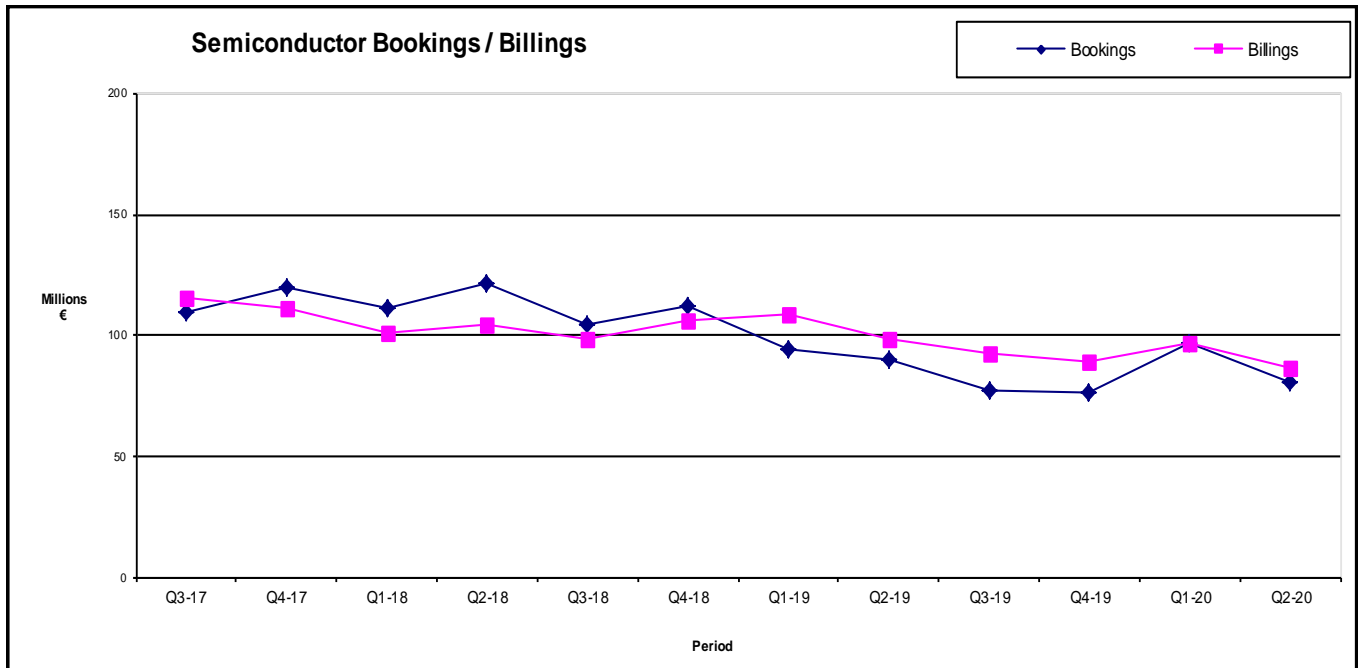


	Q3-17	Q4-17	Q1-18	Q2-18	Q3-18	Q4-18	Q1-19	Q2-19	Q3-19	Q4-19	Q1-20	Q2-20
<b>Bookings</b>	44	53	55	56	52	46	53	45	39	45	55	41
<b>Billings</b>	42	44	55	55	47	45	57	53	41	40	55	43

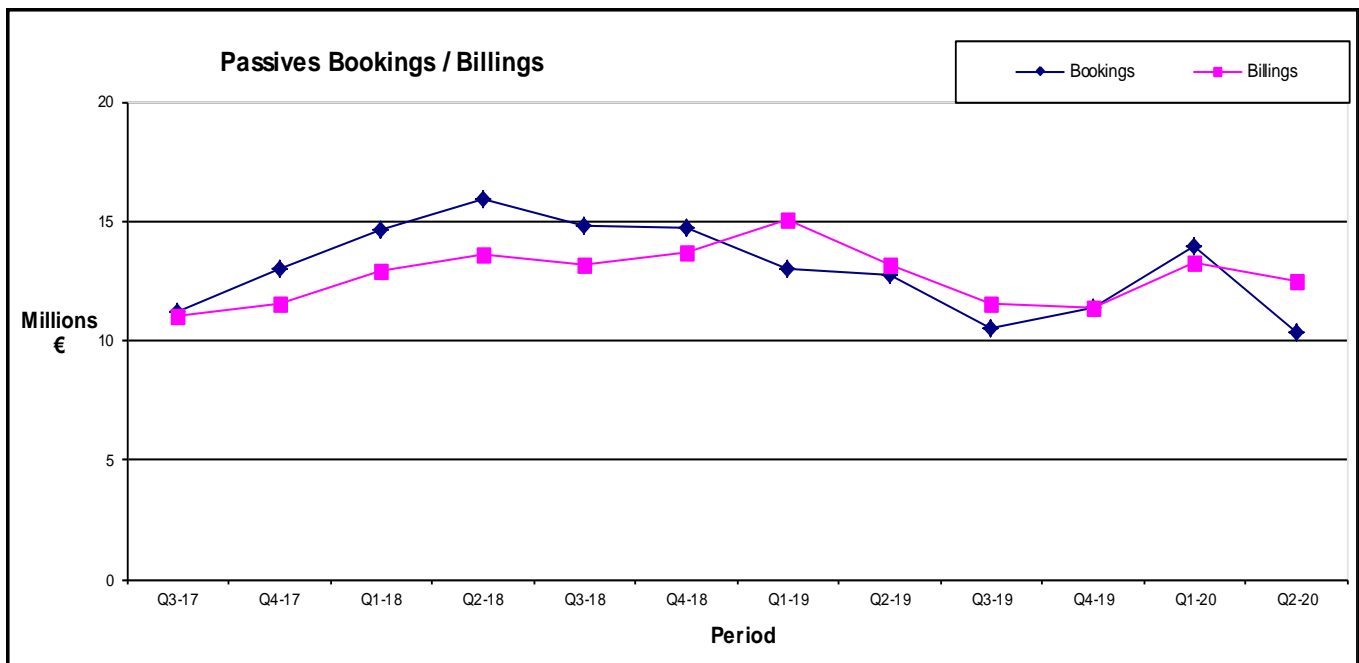


	Q3-17	Q4-17	Q1-18	Q2-18	Q3-18	Q4-18	Q1-19	Q2-19	Q3-19	Q4-19	Q1-20	Q2-20
<b>Bookings</b>	265	351	367	355	346	273	341	275	255	284	381	204
<b>Billings</b>	274	266	334	346	313	294	345	323	271	262	333	261

NORDIC

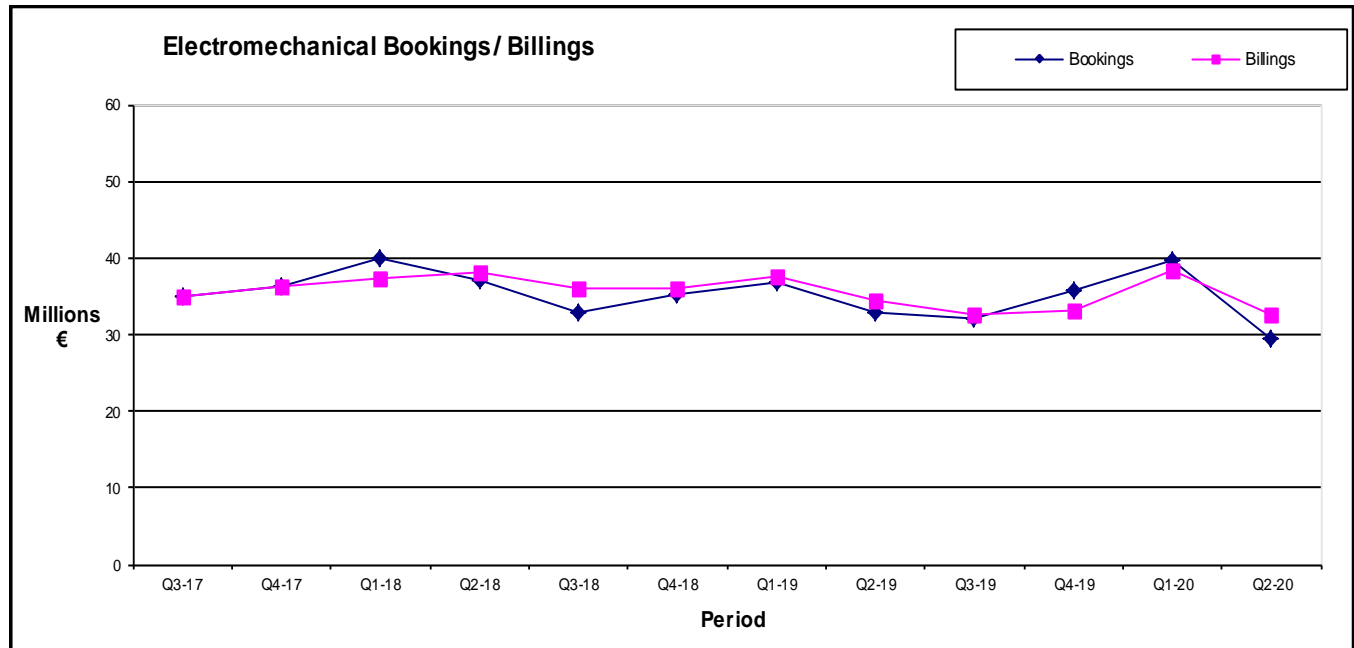


	Q3-17	Q4-17	Q1-18	Q2-18	Q3-18	Q4-18	Q1-19	Q2-19	Q3-19	Q4-19	Q1-20	Q2-20
<b>Bookings</b>	110	120	111	122	105	113	95	90	77	76	97	80
<b>Billings</b>	116	111	101	104	98	106	109	99	93	89	97	87

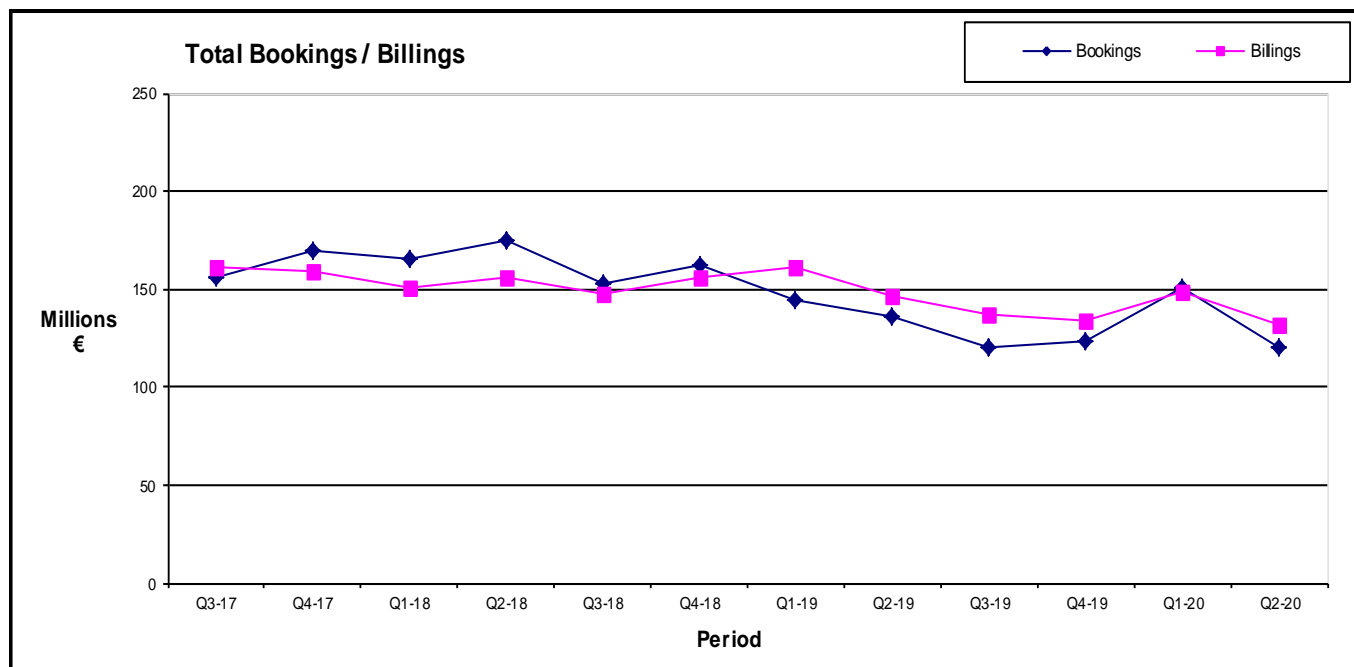


	Q3-17	Q4-17	Q1-18	Q2-18	Q3-18	Q4-18	Q1-19	Q2-19	Q3-19	Q4-19	Q1-20	Q2-20
<b>Bookings</b>	11	13	15	16	15	15	13	13	11	11	14	10
<b>Billings</b>	11	12	13	14	13	14	15	13	12	11	13	12

NORDIC

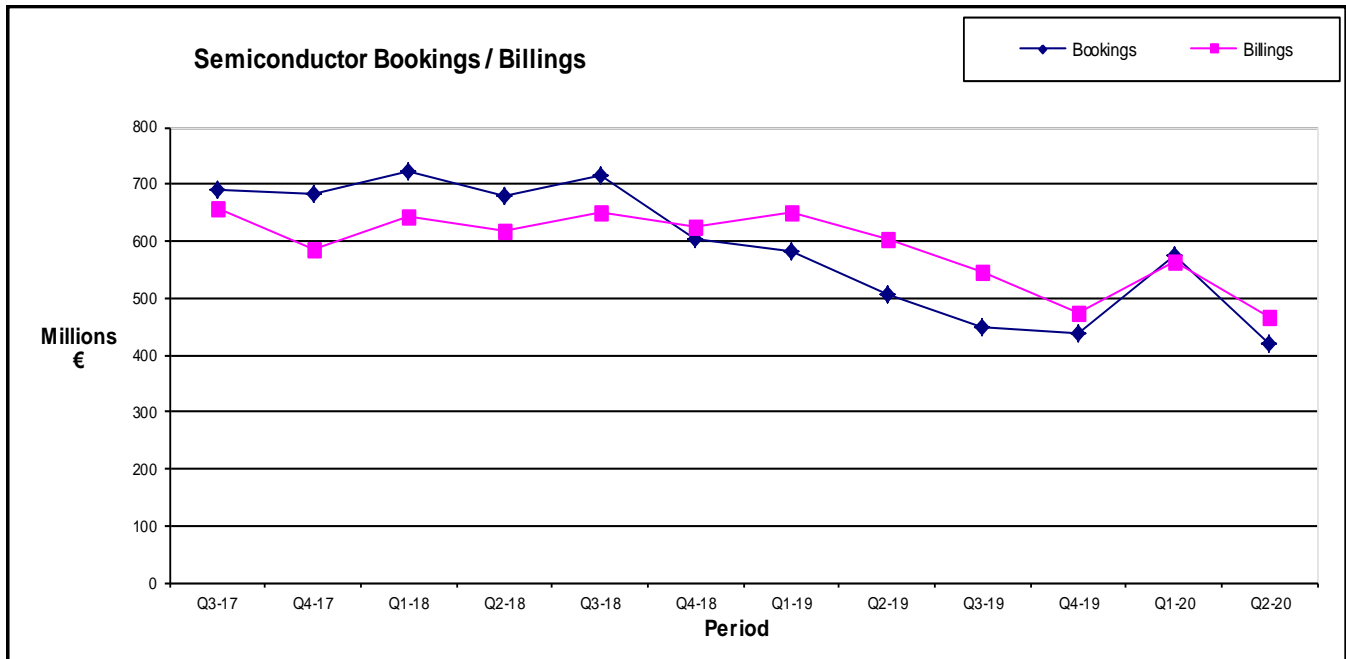


	Q3-17	Q4-17	Q1-18	Q2-18	Q3-18	Q4-18	Q1-19	Q2-19	Q3-19	Q4-19	Q1-20	Q2-20
<b>Bookings</b>	35	36	40	37	33	35	37	33	32	36	40	30
<b>Billings</b>	35	36	37	38	36	36	37	35	33	33	38	33

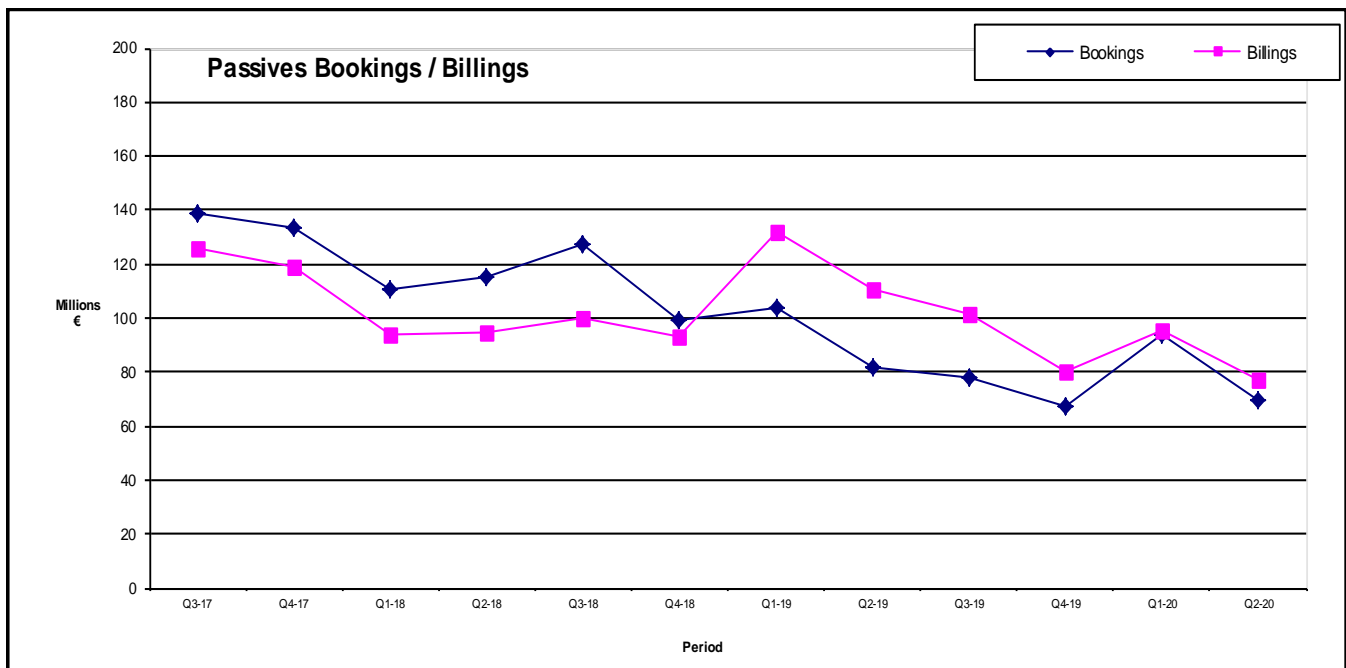


	Q3-17	Q4-17	Q1-18	Q2-18	Q3-18	Q4-18	Q1-19	Q2-19	Q3-19	Q4-19	Q1-20	Q2-20
<b>Bookings</b>	156	169	166	175	152	162	144	136	120	123	151	120
<b>Billings</b>	161	159	151	156	147	156	161	147	137	134	148	132

**GERMANY**

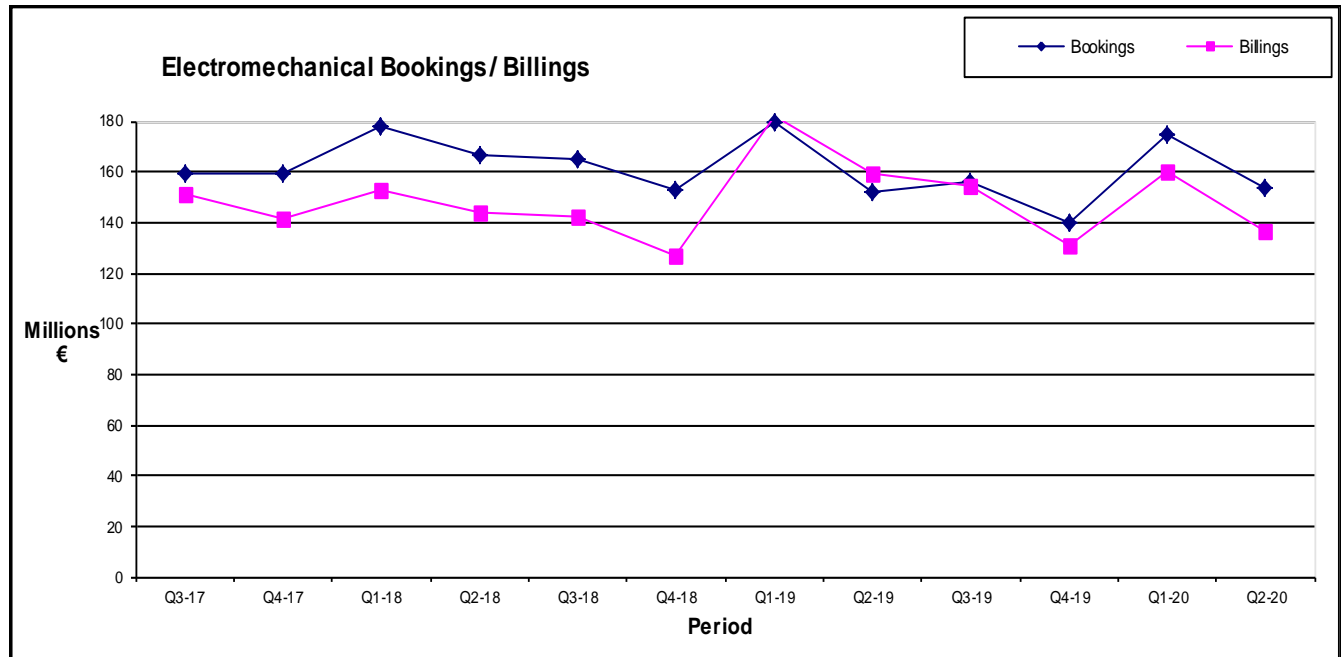


	Q3-17	Q4-17	Q1-18	Q2-18	Q3-18	Q4-18	Q1-19	Q2-19	Q3-19	Q4-19	Q1-20	Q2-20
<b>Bookings</b>	691	684	724	679	714	605	580	508	447	436	574	420
<b>Billings</b>	659	585	642	620	652	623	650	604	547	476	563	468

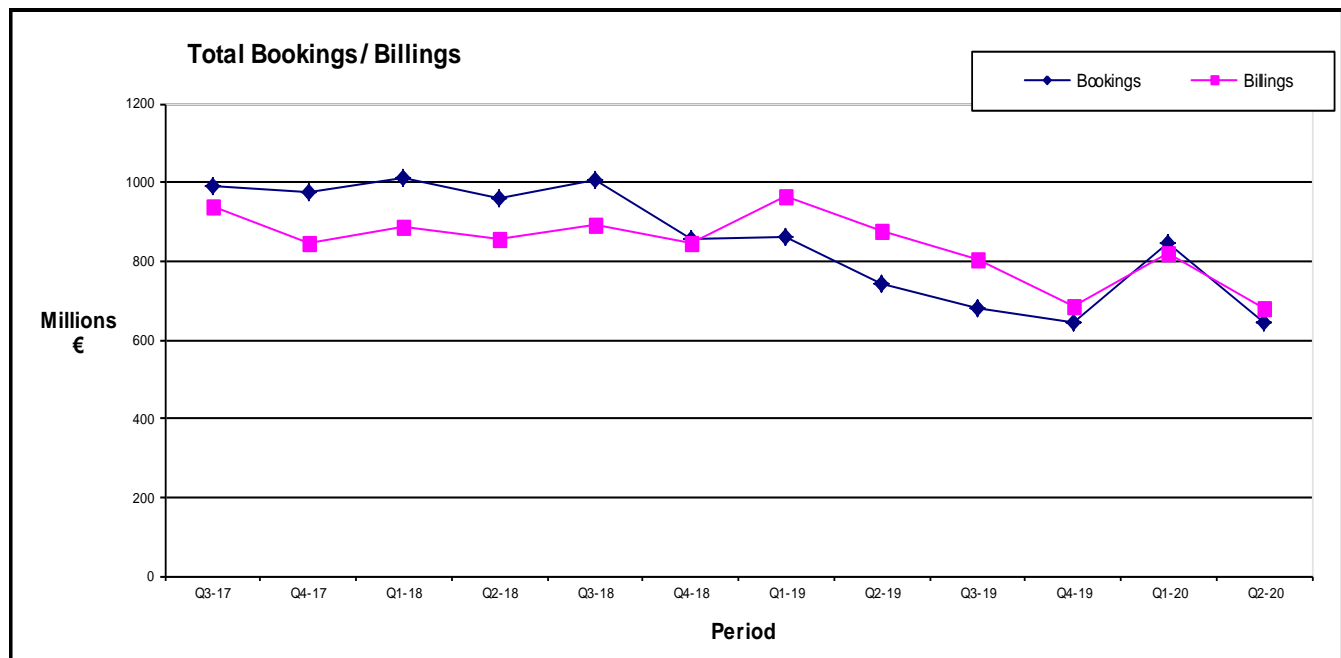


	Q3-17	Q4-17	Q1-18	Q2-18	Q3-18	Q4-18	Q1-19	Q2-19	Q3-19	Q4-19	Q1-20	Q2-20
<b>Bookings</b>	139	134	111	115	128	99	103	82	78	67	94	69
<b>Billings</b>	126	119	94	95	100	93	132	111	102	80	95	77

**GERMANY**



	Q3-17	Q4-17	Q1-18	Q2-18	Q3-18	Q4-18	Q1-19	Q2-19	Q3-19	Q4-19	Q1-20	Q2-20
<b>Bookings</b>	159	159	178	167	165	153	180	152	156	140	175	154
<b>Billings</b>	152	141	152	144	143	127	182	160	155	131	161	137



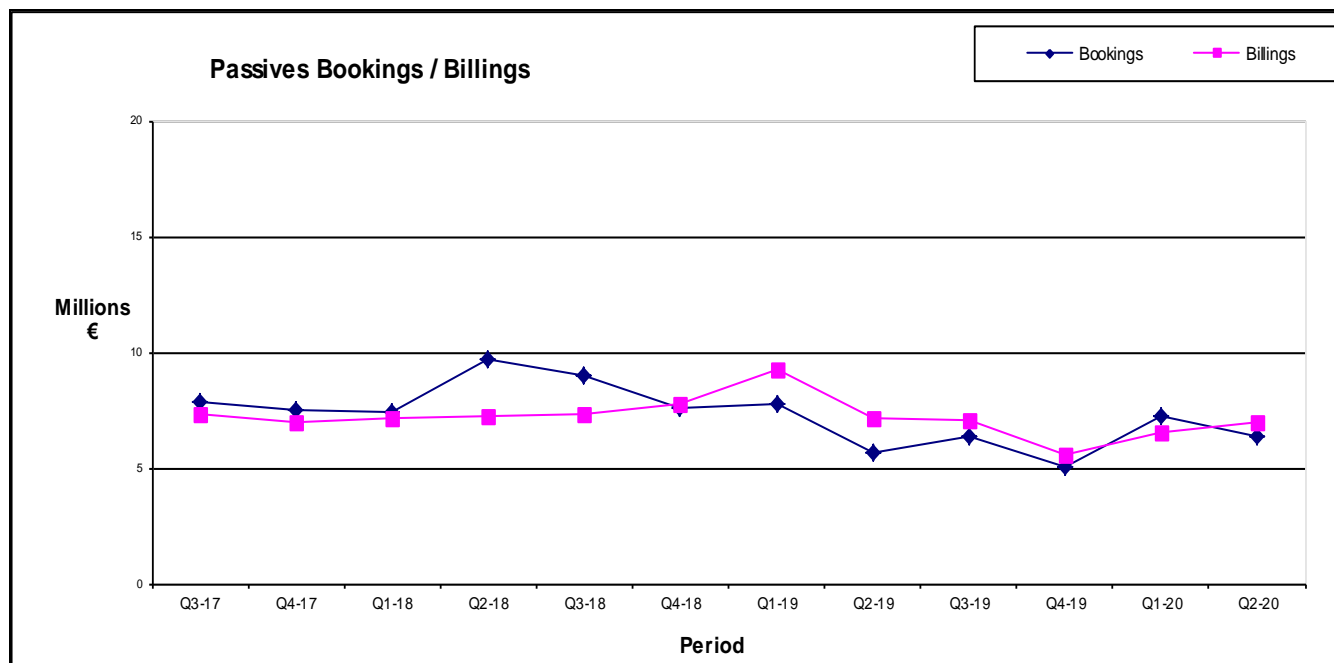
	Q3-17	Q4-17	Q1-18	Q2-18	Q3-18	Q4-18	Q1-19	Q2-19	Q3-19	Q4-19	Q1-20	Q2-20
<b>Bookings</b>	989	976	1012	961	1006	857	863	742	681	643	843	643
<b>Billings</b>	937	845	889	858	895	844	964	875	803	687	818	682



SWITZERLAND

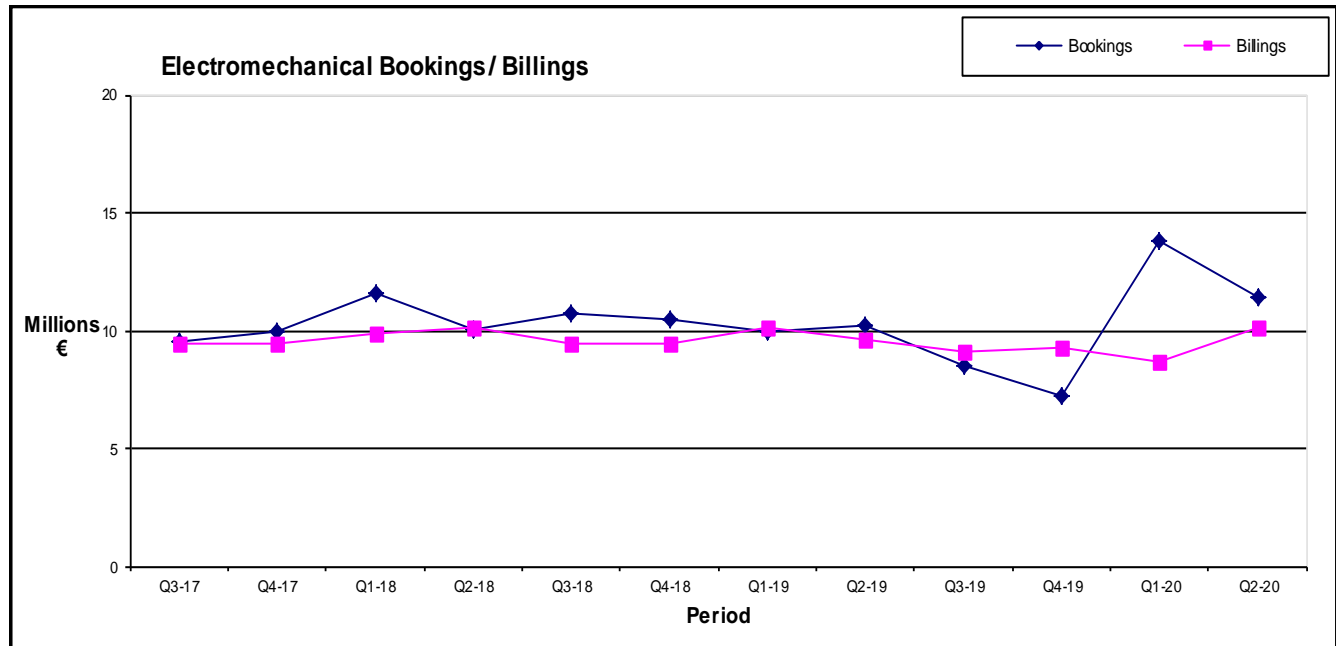


	Q3-17	Q4-17	Q1-18	Q2-18	Q3-18	Q4-18	Q1-19	Q2-19	Q3-19	Q4-19	Q1-20	Q2-20
<b>Bookings</b>	64	62	58	65	72	66	59	50	41	40	71	61
<b>Billings</b>	63	56	59	57	64	62	66	58	51	45	60	65

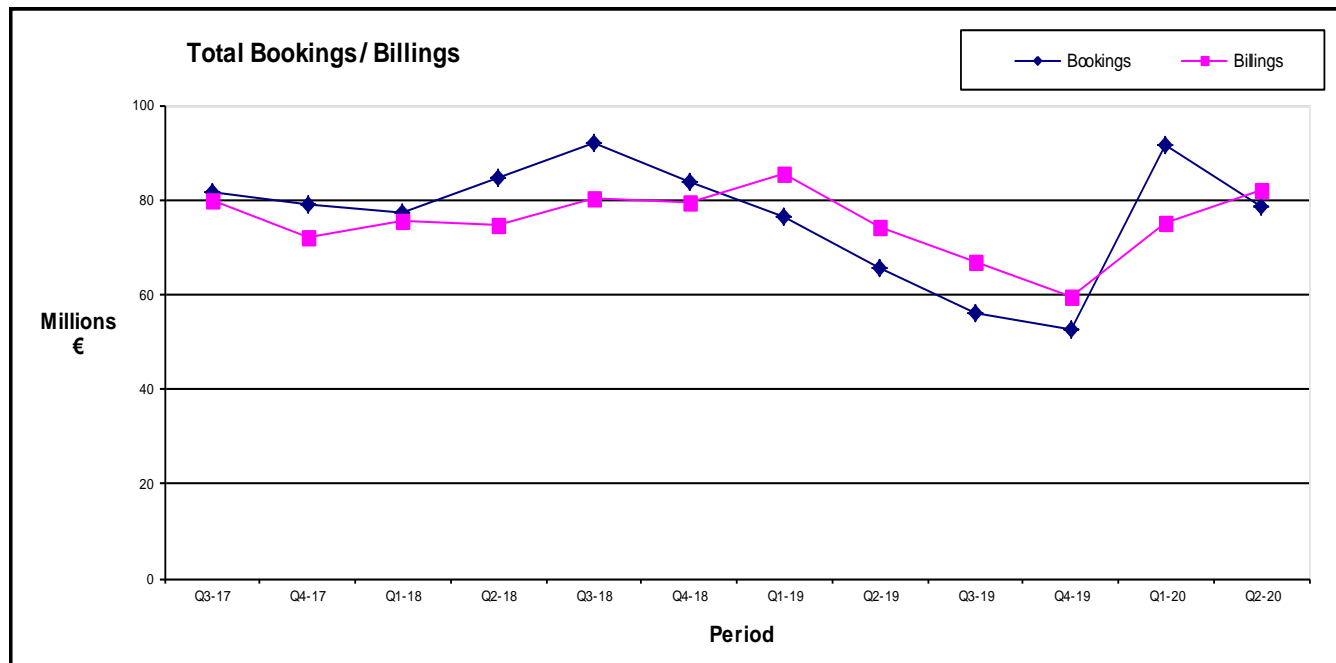


	Q3-17	Q4-17	Q1-18	Q2-18	Q3-18	Q4-18	Q1-19	Q2-19	Q3-19	Q4-19	Q1-20	Q2-20
<b>Bookings</b>	8	7	7	10	9	8	8	6	6	5	7	6
<b>Billings</b>	7	7	7	7	7	8	9	7	7	6	7	7

**SWITZERLAND**



	Q3-17	Q4-17	Q1-18	Q2-18	Q3-18	Q4-18	Q1-19	Q2-19	Q3-19	Q4-19	Q1-20	Q2-20
<b>Bookings</b>	10	10	12	10	11	10	10	10	8	7	14	11
<b>Billings</b>	9	9	10	10	9	9	10	10	9	9	9	10

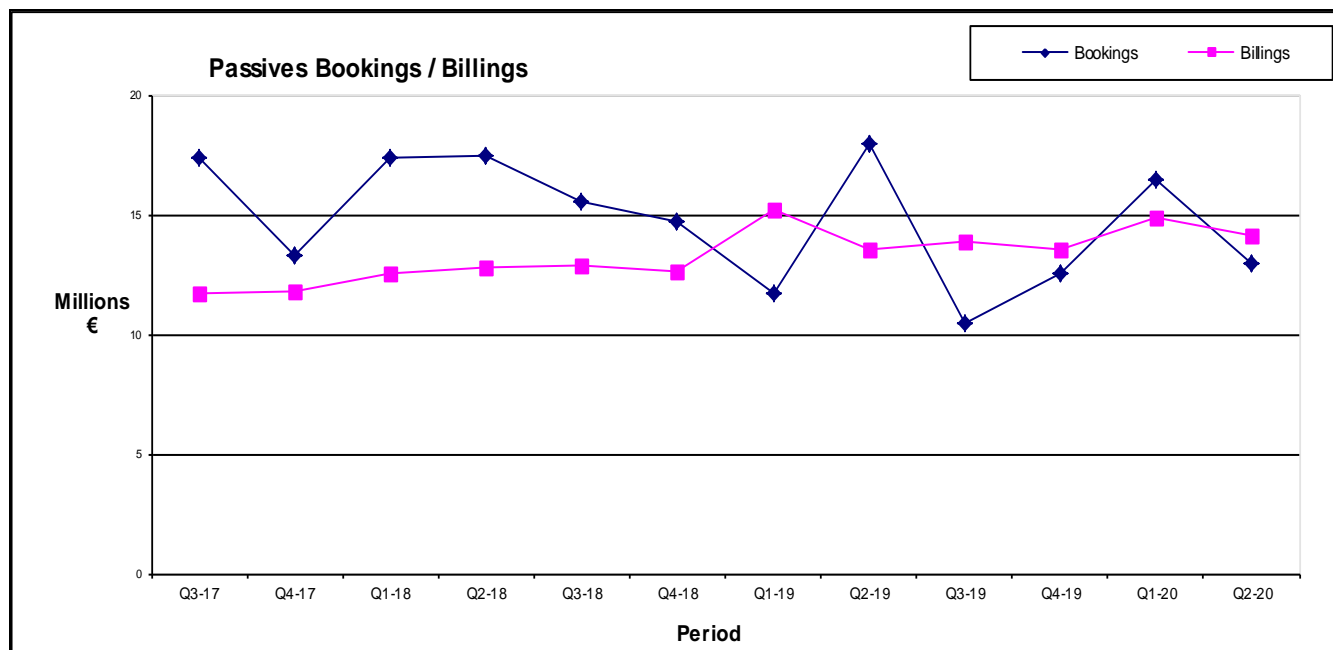


	Q3-17	Q4-17	Q1-18	Q2-18	Q3-18	Q4-18	Q1-19	Q2-19	Q3-19	Q4-19	Q1-20	Q2-20
<b>Bookings</b>	82	79	77	85	92	84	76	66	56	53	92	79
<b>Billings</b>	80	72	76	75	80	80	86	74	67	60	75	82

AUSTRIA

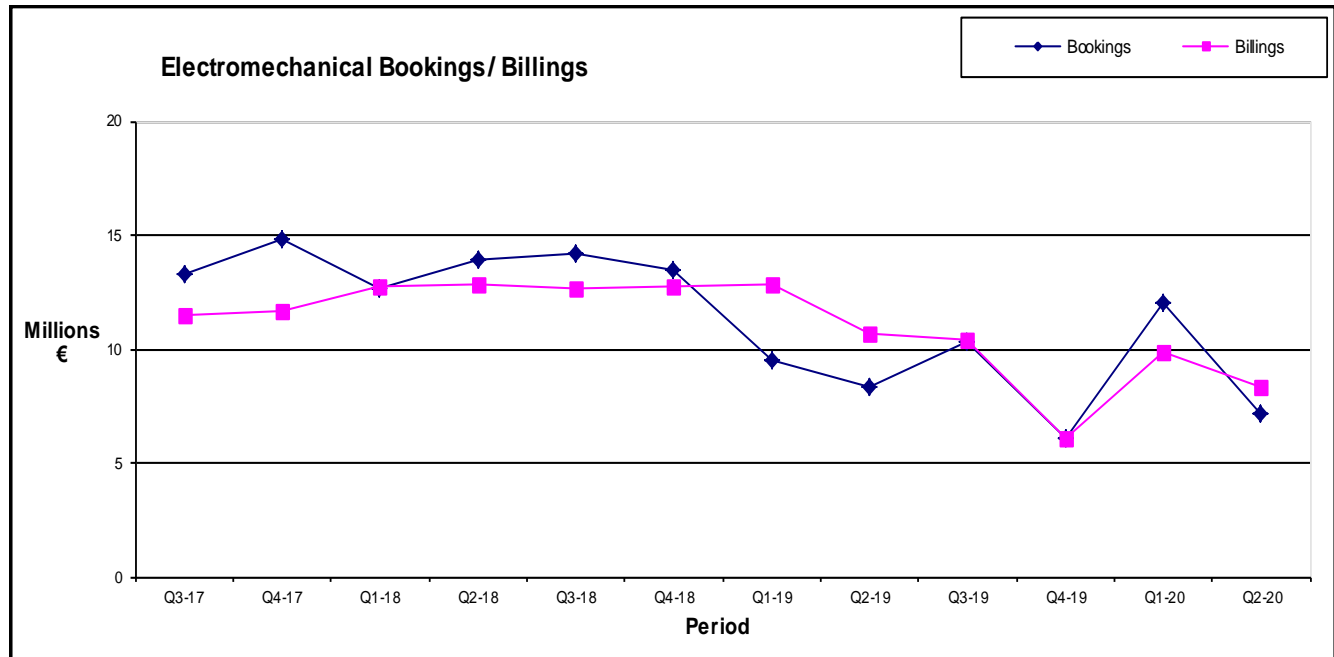


	Q3-17	Q4-17	Q1-18	Q2-18	Q3-18	Q4-18	Q1-19	Q2-19	Q3-19	Q4-19	Q1-20	Q2-20
<b>Bookings</b>	52	52	56	58	59	53	41	36	36	36	46	40
<b>Billings</b>	52	48	54	51	51	53	50	43	43	40	46	41

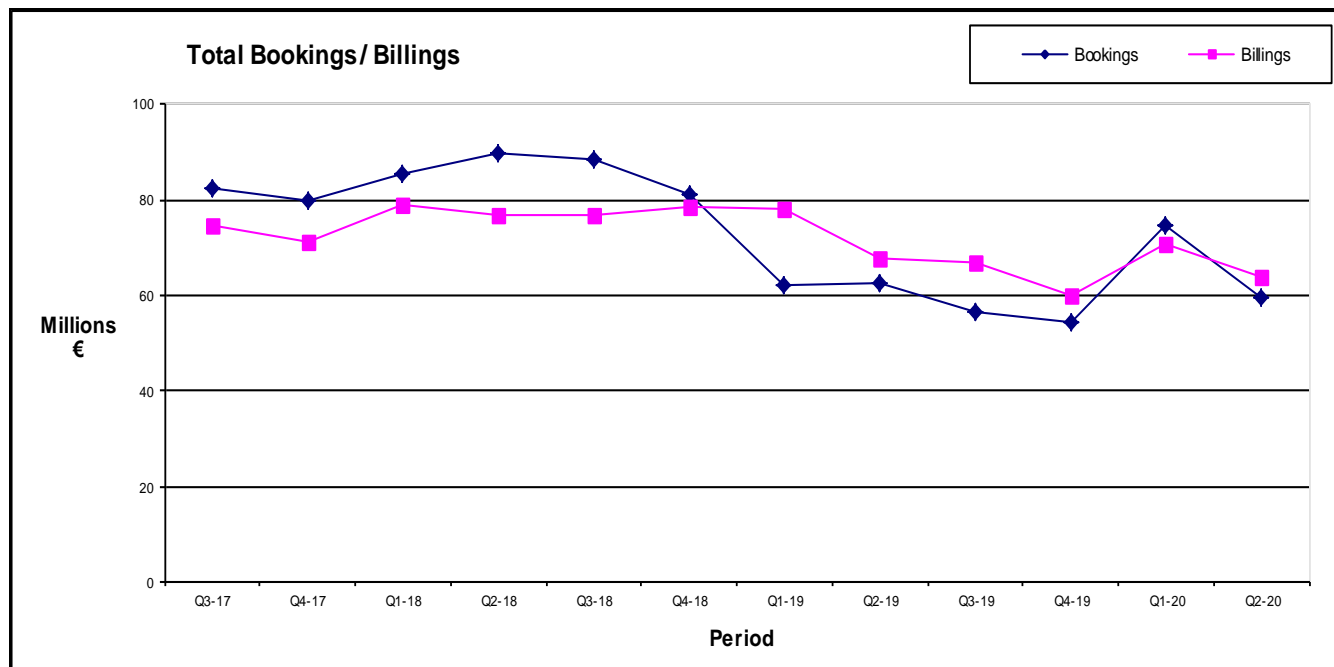


	Q3-17	Q4-17	Q1-18	Q2-18	Q3-18	Q4-18	Q1-19	Q2-19	Q3-19	Q4-19	Q1-20	Q2-20
<b>Bookings</b>	17	13	17	18	16	15	12	18	10	13	16	13
<b>Billings</b>	12	12	13	13	13	13	15	14	14	14	15	14

**AUSTRIA**

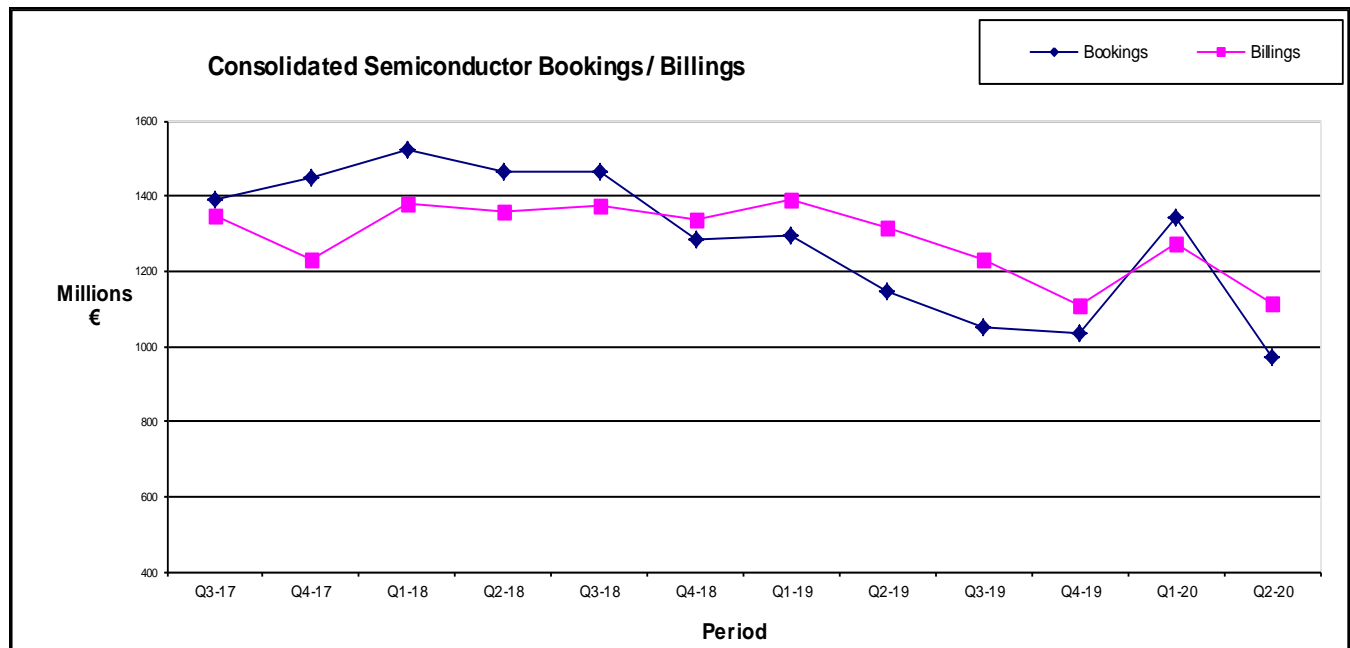


	Q3-17	Q4-17	Q1-18	Q2-18	Q3-18	Q4-18	Q1-19	Q2-19	Q3-19	Q4-19	Q1-20	Q2-20
<b>Bookings</b>	13	15	13	14	14	13	10	8	10	6	12	7
<b>Billings</b>	11	12	13	13	13	13	13	11	10	6	10	8

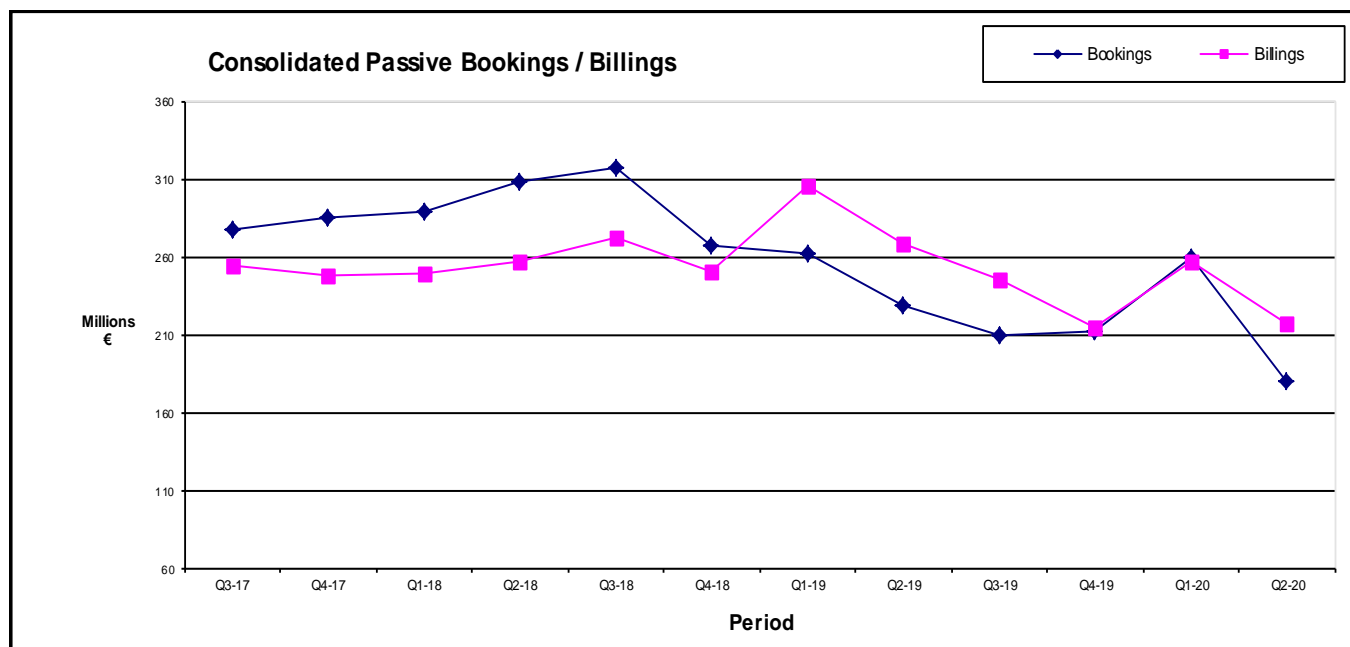


	Q3-17	Q4-17	Q1-18	Q2-18	Q3-18	Q4-18	Q1-19	Q2-19	Q3-19	Q4-19	Q1-20	Q2-20
<b>Bookings</b>	83	80	86	90	88	81	62	63	56	55	75	60
<b>Billings</b>	75	71	79	77	77	78	78	68	67	60	71	64

**CONSOLIDATED (FRANCE, UK & EIRE, ITALY, NORDIC, GERMANY, SWITZERLAND and AUSTRIA) €'s**

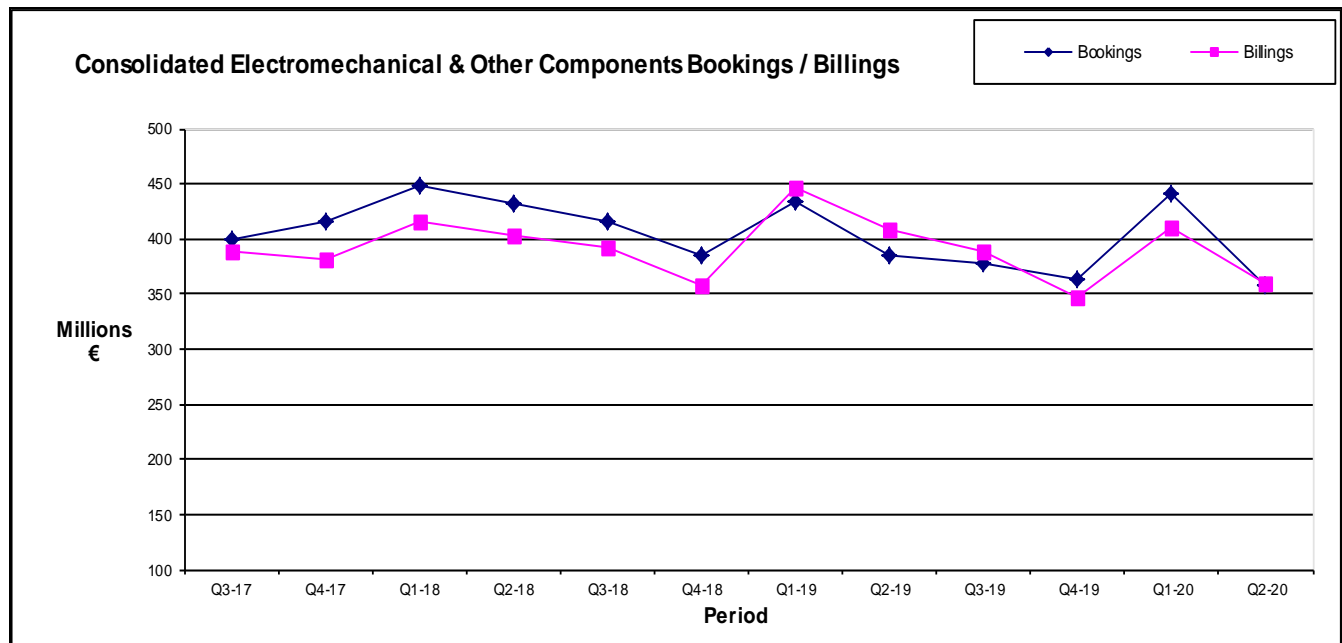


	Q3-17	Q4-17	Q1-18	Q2-18	Q3-18	Q4-18	Q1-19	Q2-19	Q3-19	Q4-19	Q1-20	Q2-20
<b>Bookings</b>	1390	1447	1521	1467	1463	1285	1296	1144	1053	1035	1344	970
<b>Billings</b>	1351	1232	1380	1358	1373	1335	1390	1319	1233	1111	1273	1113

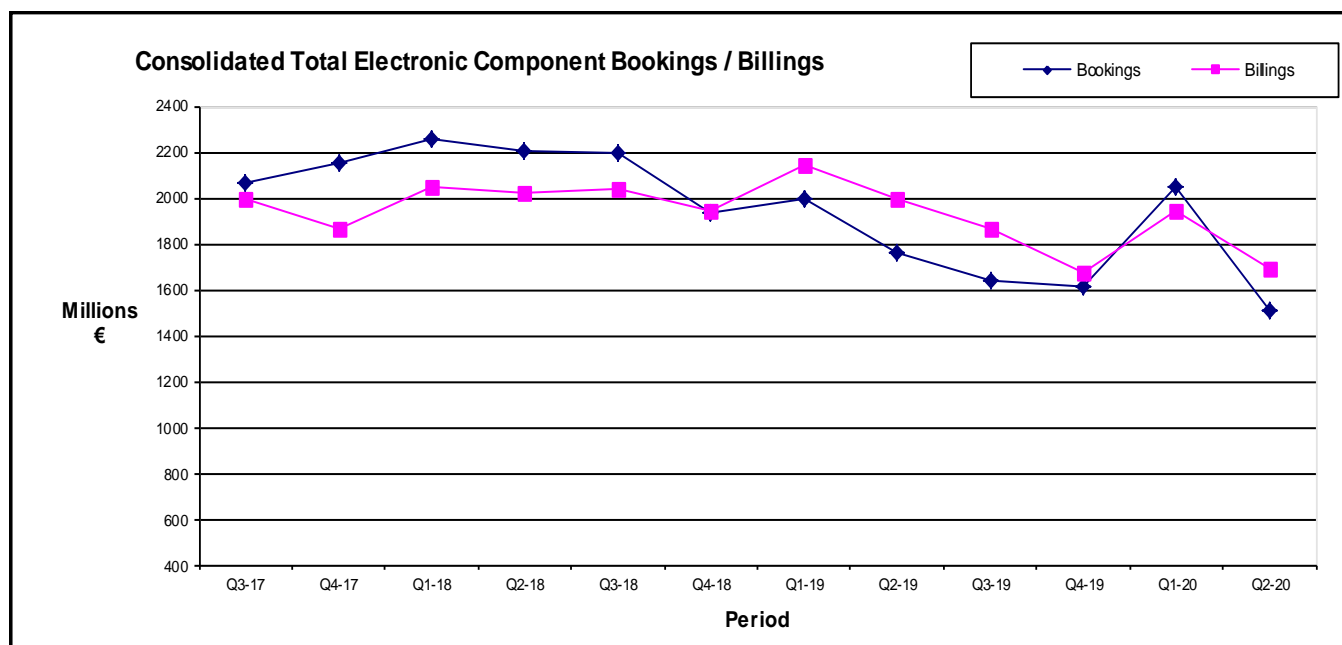


	Q3-17	Q4-17	Q1-18	Q2-18	Q3-18	Q4-18	Q1-19	Q2-19	Q3-19	Q4-19	Q1-20	Q2-20
<b>Bookings</b>	277	284	289	308	317	267	262	228	210	212	260	181
<b>Billings</b>	254	247	249	256	272	251	305	269	246	215	256	216

**CONSOLIDATED (FRANCE, UK & EIRE, ITALY, NORDIC, GERMANY, SWITZERLAND and AUSTRIA) €'s**

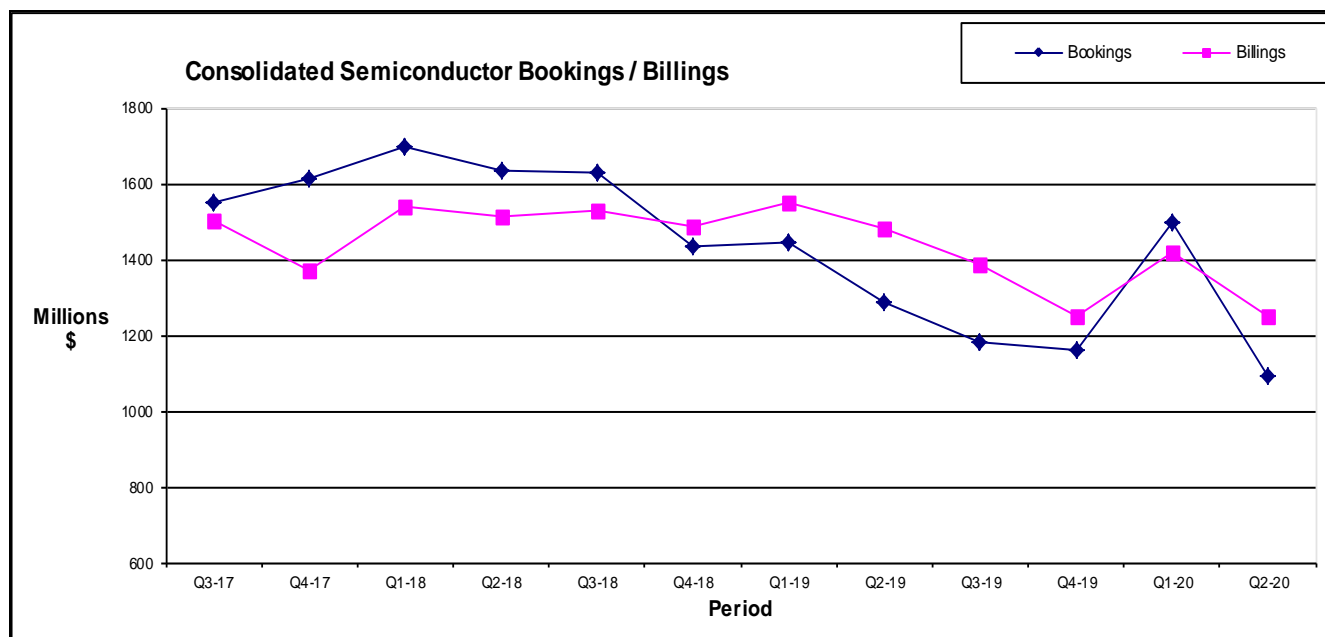


	Q3-17	Q4-17	Q1-18	Q2-18	Q3-18	Q4-18	Q1-19	Q2-19	Q3-19	Q4-19	Q1-20	Q2-20
<b>Bookings</b>	400	417	449	433	416	384	433	385	379	363	441	358
<b>Billings</b>	388	382	417	404	393	358	446	409	390	347	411	359

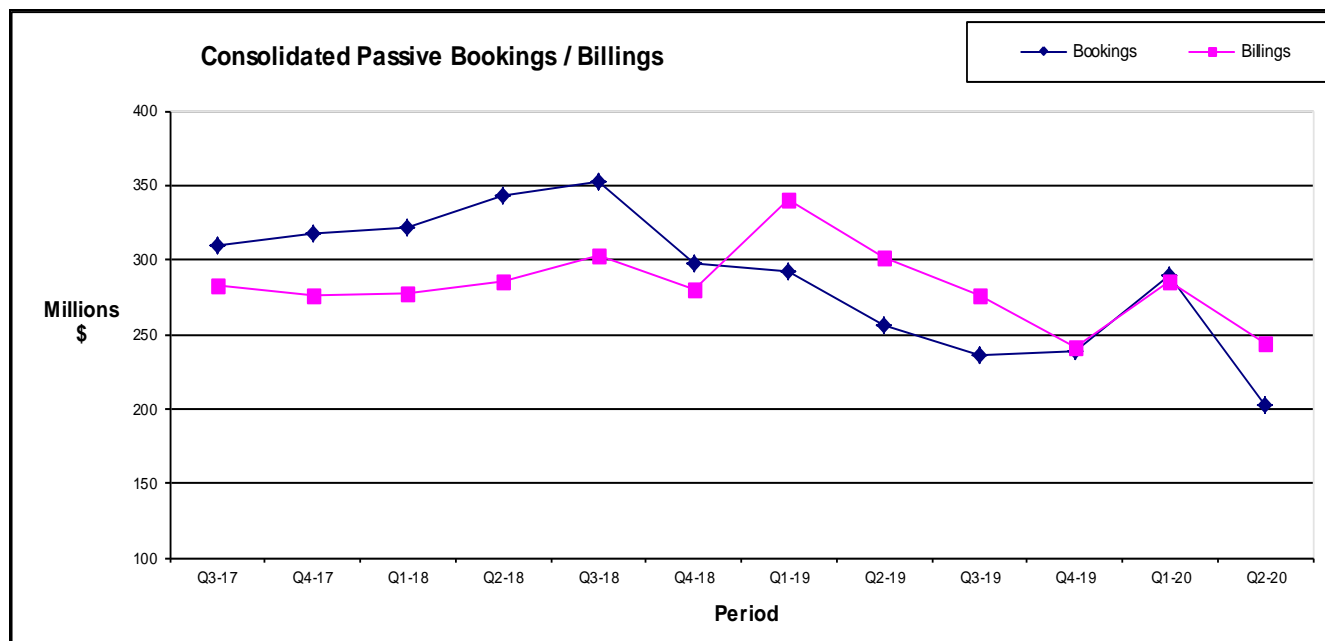


	Q3-17	Q4-17	Q1-18	Q2-18	Q3-18	Q4-18	Q1-19	Q2-19	Q3-19	Q4-19	Q1-20	Q2-20
<b>Bookings</b>	2068	2148	2259	2207	2195	1936	1992	1758	1641	1611	2045	1509
<b>Billings</b>	1993	1861	2045	2018	2037	1944	2142	1997	1868	1673	1940	1689

**CONSOLIDATED (FRANCE, UK & EIRE, ITALY, NORDIC, GERMANY, SWITZERLAND and AUSTRIA) \$'s**

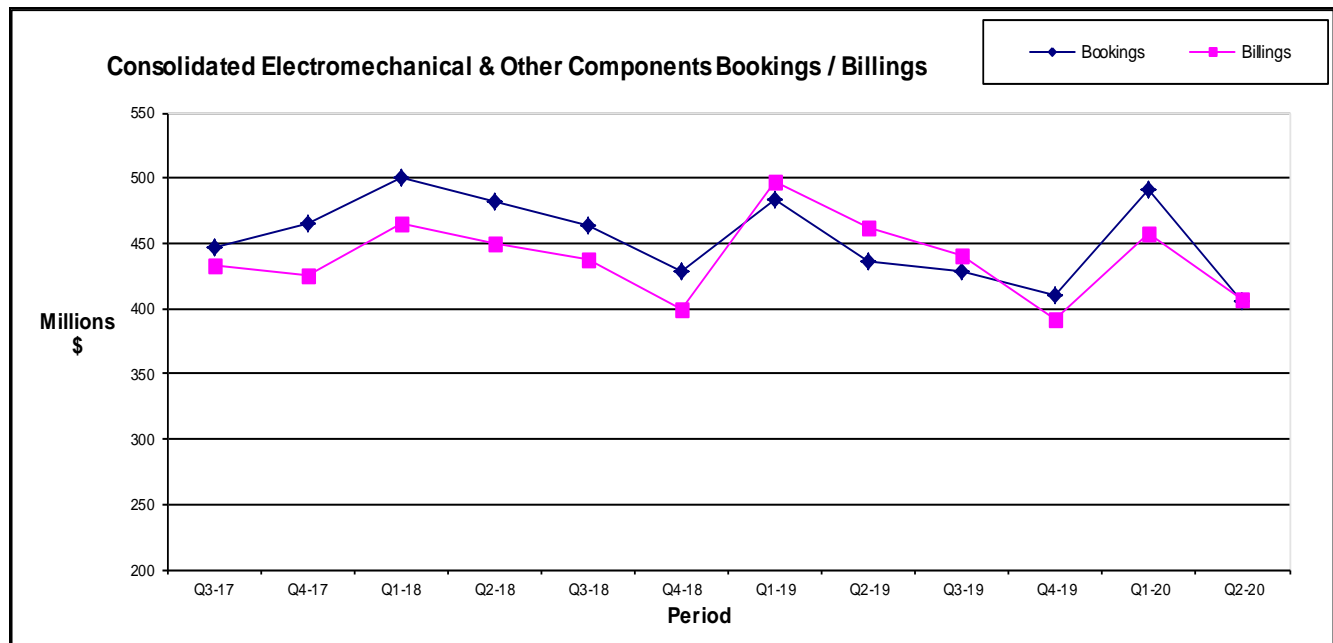


	Q3-17	Q4-17	Q1-18	Q2-18	Q3-18	Q4-18	Q1-19	Q2-19	Q3-19	Q4-19	Q1-20	Q2-20
<b>Bookings</b>	1548	1612	1695	1635	1630	1432	1444	1285	1183	1162	1497	1090
<b>Billings</b>	1505	1373	1537	1513	1529	1488	1549	1480	1384	1248	1418	1250

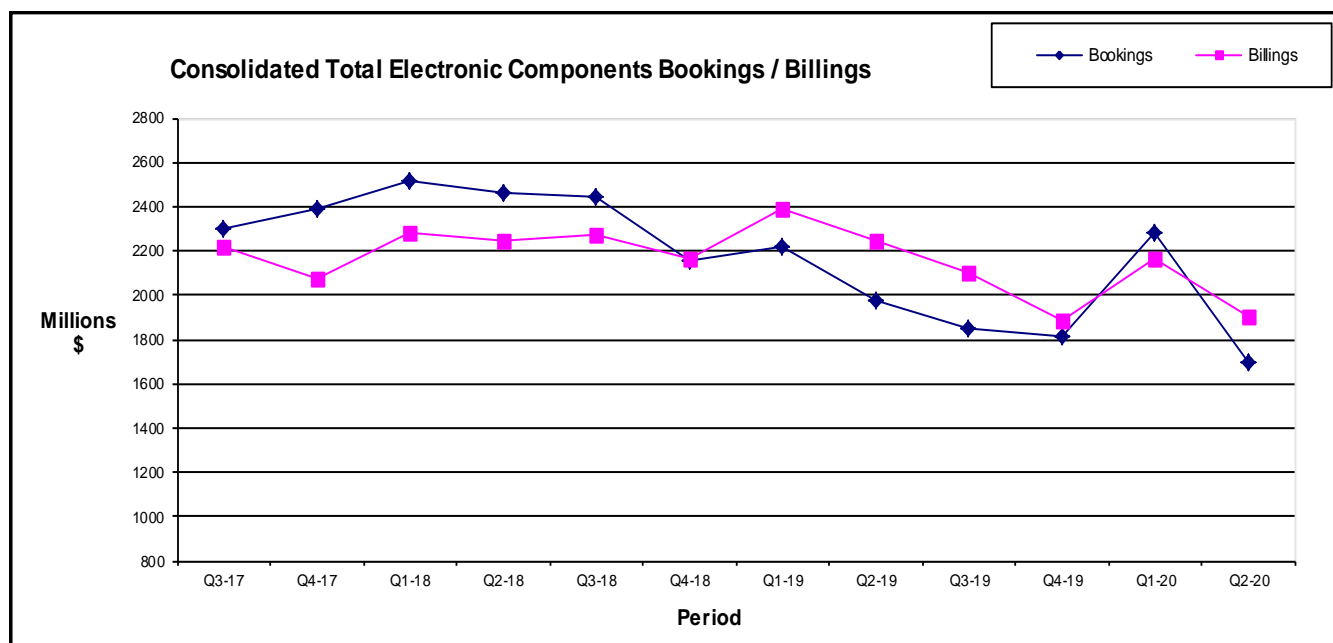


	Q3-17	Q4-17	Q1-18	Q2-18	Q3-18	Q4-18	Q1-19	Q2-19	Q3-19	Q4-19	Q1-20	Q2-20
<b>Bookings</b>	309	317	322	343	353	297	292	256	236	239	290	203
<b>Billings</b>	283	276	277	286	303	280	340	302	276	242	285	243

**CONSOLIDATED (FRANCE, UK & EIRE, ITALY, NORDIC, GERMANY, SWITZERLAND and AUSTRIA) \$'s**



	Q3-17	Q4-17	Q1-18	Q2-18	Q3-18	Q4-18	Q1-19	Q2-19	Q3-19	Q4-19	Q1-20	Q2-20
<b>Bookings</b>	446	464	500	483	464	429	483	436	428	411	492	405
<b>Billings</b>	433	426	464	451	438	399	497	462	440	393	458	407



	Q3-17	Q4-17	Q1-18	Q2-18	Q3-18	Q4-18	Q1-19	Q2-19	Q3-19	Q4-19	Q1-20	Q2-20
<b>Bookings</b>	2304	2393	2517	2460	2446	2158	2220	1977	1847	1812	2278	1698
<b>Billings</b>	2221	2074	2279	2249	2270	2166	2386	2244	2101	1882	2162	1900